

5. Get your hearing aid serviced periodically



Have a trained professional or a factory representative service your hearing aid every year. Do not try to repair any broken switches or electronic faults yourself. Also, get the performance of your hearing aid evaluated once a year.

6. Warranty

Every hearing aid has a warranty. Please check on this from the hearing aid dispenser.

7. Cell Phones

Some hearing aids do not work well with cell phones. You may hear a buzzing or ringing sound when you try to use your cell phone with your hearing aid. It would be a good idea to take your cell phone along when you get your hearing tested. You should also wear your hearing aid when you choose a new cell phone. Some cell phones have add-on features/ devices that make them compatible with hearing aids. Ask about these features before you buy a new handset.

If you have any questions/comments, or need any help, feel free to contact us:

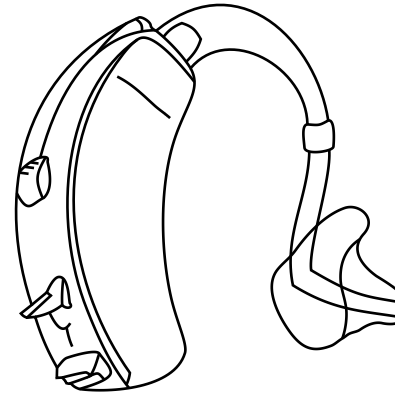
All India Institute of Speech and Hearing,
Manasagangothri,
Mysore- 570 006

Ph. No: (0821)-2514449, 2514618

Fax: 0821-2510515

Email: aiish_dir@yahoo.com

Working hours: 9.00 am to 5.30 pm- Monday to Friday
(Except on Central Govt Holidays)



FOR THE PERSON USING A HEARING AID




ALL INDIA INSTITUTE OF SPEECH AND HEARING
Manasagangothri, Mysore - 570 006

FOR THE PERSON USING A HEARING AID

A hearing aid is an electronic device that makes sounds louder. It is a delicate and expensive piece of equipment. Now that you have got a hearing aid, make sure that you get the best out of it. In order to enjoy good listening, here are a few points every person using a hearing aid should be aware of:

1. Get your hearing checked regularly

Hearing loss often changes with time. If your hearing gets worse, then the usefulness of your hearing aid will be reduced. To get the maximum use out of your hearing aid, get your hearing and hearing aid evaluated at least once a year.



In the case of children, the hearing aid prescription may be only temporary. It is difficult to decide which hearing aid is best for them after only one evaluation. The parents must stay in touch with the audiologist so that the hearing aid most suitable for the child is prescribed.

2. Stay informed

Keep yourself updated regarding the latest models of hearing aids available. There might be new model that suits you even better. You can easily obtain information regarding their availability and pricing from your audiologist.

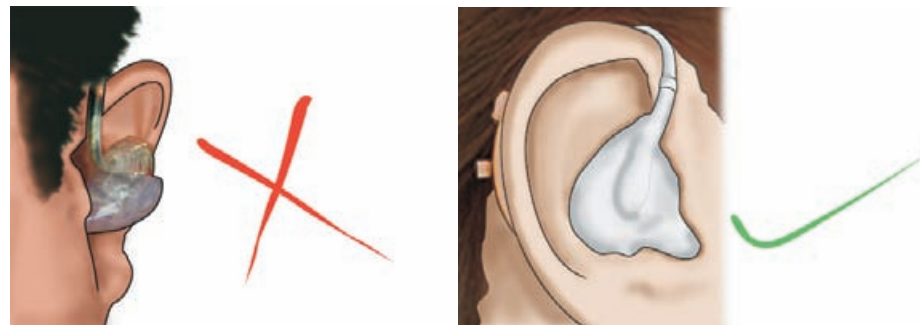
Also, hearing aids might be available at a much lower cost if purchased through government schemes or service organizations. Contact your audiologist regarding these, and check if you can avail any of these benefits. Always get your hearing checked before you purchase a hearing aid. You might also be able to purchase spare parts of hearing aids at a much lower price if you purchase them at service organizations.

3. Keep your ears clean



Visit your ENT specialist regularly. Wax and dirt in the ear canal could block the passage of sound, and significantly worsen your hearing. That would lead to dissatisfaction with your hearing aid. Occasional pain in the ear may be due to excessive wax accumulation, or it may be because of any other ear disease. It is essential that you keep your ears clean and free of wax, debris and discharge.

4. Make sure the ear mold fits well



In case of young children and geriatric clients, it is necessary to change the ear molds over time, as the size and shape of their ear canals change. It is very important that the ear mold should fit well. If you experience any discomfort, report back to the ear mold technician, who can make suitable adjustments to your mold. An ill-fitting mold causes leakage of sound, resulting in an irritating sound.

Earmolds may be made of soft or hard material. If the child falls, there are less chances of injuring the ear, when the earmold is made of soft material.