

Report on Five Days'(One Week)National Workshop

On

MOOCs Through SWAYAM

Organized by

School of Education, Central University of Gujarat, Gandhinagar

Under

**Centre for Professional Development of Teacher Educators (CPDTE)
Pandit Madan Mohan Malviya National Mission for Teachers and Teaching
(PMMMNTT)**

14th-18th October 2019

CENTRAL UNIVERSITY OF GUJARAT, SECTOR-29, GANDHINAGAR-382030
SCHOOL OF EDUCATION,
Pandit Madan Mohan Malaviya National Mission on Teachers and Teaching (PMMMNTT)
Under the Centre for Professional Development of Teacher Educators
Organises
5-DAYS (ONE WEEK) NATIONAL WORKSHOP ON MOOCs THROUGH SWAYAM
(14th Oct. to 18th Oct. 2019)

DAYWISE SCHEDULE

Day 1 [Monday]: 14th Oct. 2019

Registration & Breakfast	8.30 am to 9.15 am	
INAUGURAL SESSION: 9.30 AM – 10.00 AM		
Prayer and Floral Welcome		
Welcome Address	Dr. J. N. Amin Workshop Co-convener & Associate Professor, School of Education Central University of Gujarat, Gandhinagar	
About the Workshop	Dr. G. R. Angadi Workshop Convener & Associate Professor, School of Education, PMMMNTT Project Coordinator, Central University of Gujarat, Gandhinagar	
Inaugural Address	Prof. K. Srinivas Head ICT & Project Management Unit NIEPA, New Delhi	
Anchor	Ms. Jaya M.	
Rapporteurs	Ms. Jaya M. & Ms. Nilofar	
Time	Session	Rapporteurs
10:00 am – 11:00 am	Session 1: Digital Initiatives of GOI in Higher Education:Enabling the Blended Learning / Flipped Class Room -Prof. K. Srinivas	
11:00 am – 11:15 am	Tea	

11:15 am – 01:00 pm	Session 2: MOOCs: Conceptual Design: Inputs for Design, Develop & Deliver -Prof. K. Srinivas	Ms. Jaya M. & Ms. Nilofar
01:00 pm – 02:00 pm	Lunch Break	
02:00 pm – 3:00 pm	Session 3: Open Educational Resources [OER] & Creative Commons Licensing [Hands-on Practice] - Prof. K. Srinivas	
03:00 pm – 3: 15 pm	Tea	
03:15 pm – 5:10 pm	Session 4: Group Work/ Hands on Activity -Prof. K. Srinivas	
05:10 pm – 5:15 pm	Vote of Thanks – Dr. G. R. Angadi	
Dinner – 7.30 PM – 8.30 PM		

Day 2 [Tuesday]: 15th Oct. 2019

Breakfast	8.30 am – 9.15 am	
Time	Session	Reporters
09:30 am – 11:00 am	Session 5: Mobile Apps for MOOCs : Discussion Forum & Assessment - Dr. K. Thiyagu	Ms. Roli & Ms. Tripti
11:00 am – 11:15 am	Tea	
11:15 am – 01:00 pm	Session 6: Web Tools for MOOCs Activities [Hands-on Practice] -Dr. K. Thiyagu	
01:00 pm – 02:00 pm	Lunch Break	
02:00 pm – 3:00 pm	Session 7: Session 6: Video Content Development[SWAYAMQuadrant-1][Hands-on Practice] - Dr. K. Thiyagu	
03:00 pm – 3: 15 pm	Tea	
03:15 pm – 5:10 pm	Session 8: E-Content [e-text] Development [SWAYAM Quadrant-2]	

	[Hands-on Practice] - Dr. K. Thiyagu	
05:10 pm – 5:15 pm	Vote of Thanks – Dr. G. R. Angadi	
Dinner – 7.30 PM – 8.30 PM		

Day 3 [Wednesday]: 16th Oct. 2019

Breakfast	8.30 am – 9.15 am	
Time	Session	Reporters
10:00 am – 11:00 am	Session 9: Exposure to SWAYAM 2.0 MOOCs Platform Role of Instructional Design in Designing MOOC Courses -Dr. K. Thiyagu	Ms. Ishita & Ms. Onima*
11:00 am – 11:15 am	Tea	
11:15 am – 01:00 pm	Session 10: MOOCs: Conceptual Design: Inputs for Design, Develop & Deliver - -Dr. K. Thiyagu	
01:00 pm – 02:00 pm	Lunch Break	
02:00 pm – 3:00 pm	Session 11: Google Drive: MOOCs Resources [Hands-on Practice] -Dr. K. Thiyagu	
03:00 pm – 3: 15 pm	Tea	
03:15 pm – 5:10 pm	Session 12: Google Docs, Slides: Collaboration [Hands-on Practice] -Dr. K. Thiyagu	
05:10 pm – 5:15 pm	Vote of Thanks - Dr. G. R. Angadi	
Dinner – 7.30 PM – 8.30 PM		

Day 4 [Thursday]: 17th Oct. 2019

Breakfast	8.30 am – 9.15 am	
Time	Session	Reporters
10:00 am – 11:00 am	Session 13: Designing MOOC Through MOODLE[Moodle Cloud Registration, Moodle App Installation] [Hands-on Practice] -Dr. V. P. Joshith	Ms. Deeya & Ms. Chitra*
11:00 am – 11:15 am	Tea	
11:15 am – 01:00 pm	Session 14: Designing MOOC Through MOODLE: Course Announcement , New , Announcements [Hands-on Practice] -Dr. V. P. Joshith	
01:00 pm – 02:00 pm	Lunch Break	
02:00 pm – 3:00 pm	Session 15: Designing MOOC Through MOODLE: Uploading the Course Contents etc.[Hands-on Practice] -Dr. V. P. Joshith	
03:00 pm – 3: 15 pm	Tea	
03:15 pm – 5:10 pm	Session 16: Designing MOOC Through MOODLE : Working with Assessments[SWAYAMQuadrant -3] [Hands-on Practice] -Dr. V. P. Joshith	
05:10 pm – 5:15 pm	Vote of Thanks - Dr. G. R. Angadi	
Dinner – 7.30 PM – 8.30 PM		

Day 5 [Friday]: 18th Oct. 2019

Breakfast	8.30 am – 9.15 am	
Time	Session	Reporters
10:00 am – 11:00 am	Session 17: Designing MOOC Through MOODLE : Working with Assessments[SWAYAMQuadratnt -3] [Hands-on Practice] -Dr. V. P. Joshith	Ms. Nibedita & Mr. Bablu
11:00 am – 11:15 am	Tea	
11:15 am – 01:00 pm	Session 18: Designing MOOC Through MOODLE : Working with Assessments[SWAYAMQuadratnt -3] [Hands-on Practice] -Dr. V. P. Joshith	
01:00 pm – 02:00 pm	Lunch Break	
02:00 pm – 3:00 pm	Session 19: Designing MOOC Through MOODLE : Working with Discussion Forum[SWAYAMQuadratnt -4] [Hands-on Practice] -Dr. V. P. Joshith	
03:00 pm – 3: 15 pm	Tea	
04:00 pm – 5:00 pm	Valedictory & Certificate Distribution	

**CENTRAL UNIVERSITY OF GUJARAT, SECTOR-29, GANDHINAGAR-382030
SCHOOL OF EDUCATION,**

Under

**Pandit Madan Mohan Malaviya National Mission on Teachers and Teaching (PMMMNTT)
Under the Centre for Professional Development of Teacher Educators**

Organises

**5-DAYS (ONE WEEK) WORKSHOP ON MOOCs THROUGH SWAYAM
(14th Oct. to 18th Oct. 2019)**

VALEDICTORY & CERTIFICATE DISTRIBUTION SCHEDULE

Day 5 [Friday]: 18th Oct. 2019

VALEDICTORY SESSION: 4.00 PM – 5.00 PM		Minute to minute
Prayer : Ms. Akhatar Parvin Oral Welcome : Ms. Tripti Singh		5 Minute
5 Days Activities Presentation	5 Days Activities Presentation in the form of PPT by Mr Ishfaq M.	12 Minute
Participants Opinions	Dr. Shelat Prerana Dr. Sheela G. Dr. Dr. Dipak Chavan Dr. P.S. Hegadi Dr. Inderpreet Kaur	5x3=15 Minute
Guest of Honor Remarks	Dr. V. P. Joshith Assistant Professor, School of Education (SEd) Central University of Kerala	5 Minute
Presidential Remarks	Dr. J. N. Amin Workshop Co-convener & Associate Professor, School of Education PMMMNTT, Project Director(I/C), Central University of Gujarat, Gandhinagar	5 Minute
Certificate Distribution to Participants by	Dr. J. N. Amin Dr. G. R. Angadi Dr. V. P. Joshith	5 Minute
Vote of Thanks	Dr. G. R. Angadi Workshop Convener & Associate Professor, School of Education, PMMMNTT, Project Coordinator, Central University of Gujarat, Gandhinagar	3 Minute
National Anthem		
Anchoring	Ms. Tripti Singh	
Rapporteurs	Ms. Nibedita & Mr. Bablu	
Group Photo (Participants & Scholars)		5 Minute
High Tea		

**5-DAYS (ONE WEEK) NATIONAL WORKSHOP ON
MOOCs THROUGH SWAYAM**

(14th Oct. to 18th Oct. 2019)

Total Number of benefitted participants :	52
Participants	: 28
Research scholars	: 19
Experts	: 3
Convener and Co-convener	: 2

LIST OF SELECTED & INVITED CANDIDATES FOR PARTICIPATION

1	<p>Dr. Rina Godara Assistant Professor (Temp.) Department of Education, (CASE) Faculty of Education & Psychology The M. S. University of Baroda Vadodara - 390002 M: 9825799031 Email: rinagodara@yahoo.in</p>	2	<p>Dr. S. A. Narasgouda Assistant Professor, K.S.R. College of Education, Nehru Nagar, Belagavi Belagavi - 590010 M: 8123622514 Email: ssushma1214@gmail.com</p>
3	<p>Dr. KevalRavindrabhaiAndharia Assistant Professor, SMNK Dalal Education College for Women, Ellisbridge, Ahmedabad Ahmedabad - 380006 M: 9428637424 Email: krandharia@gmail.com</p>	4	<p>Dr. Rosy S. Fernandes Assistant Professor (Adhoc) Kamala Baliga College of Education, Kumta, Uttara Kannada Kumta-581362 M: 8618777235 Email: rosyfern16@gmail.com</p>
5	<p>Dr. BhabaniSenapati Lecturer, B.J.B. (Autonomous) College, BJB Nagar, Bhubaneswar, Bhubaneswar - 751014 M: 8903557675 Email: bsenapati04@gmail.com</p>	6	<p>Dr. G. Sheela Assistant Professor, Department of Studies in Education, University of Mysore, Manasagangotri, Mysore, Mysore -570006 M: 9448241293 Email: sheeyash@rediffmail.com</p>

7	Dr. Pampapati S. Hegadi Assistant Professor, K.S.S. Vijayanagar College of Education, Vidya Nagar, Hubballi Hubballi - 580031 M: 9480256001 Email: hegadips@gmail.com	8	Dr. Ashokkumar M. Parmar Assistant Professor, Department of Education, Gujarat Vidyapith, Ahmedabad Ahmedabad - 380014 M: 9825587031 Email: ashok2073@gmail.com
9	Dr. Pushpa M. Associate Professor, Department of Studies in Education, University of Mysore, Manasagangotri, Mysore, Mysore -570006 M: 9448343528 Email: pushpamsri@gmail.com	10	Pragya Singh Assistant Professor (Temp.) Department of Education, (CASE) Faculty of Education & Psychology The M. S. University of Baroda Vadodara - 390002 M: 9638168634 Email: pragya23saran@gmail.com
11	Dr. Shashikala BalappaKaradiguddi Assistant Professor, K.R.C.E.S's College of Education, Bailhongal, Belagavi (Dist) Bailhongal - 591102 M: 9980732105 Email: skaradiguddi@gmail.com	12	Dr. KanakappaPujar Assistant Professor, Department of Education, Rani Channamma University, Vidyasangama, Belagavi - 591156 M: 9449575108 Email: dr.kanakappa.pujar@gmail.com
13	Dr. DeepikaRajawat Assistant Professor (Temp.) Department of Education, (CASE) Faculty of Education & Psychology The M. S. University of Baroda Vadodara - 390002 M: 9662021245 Email: drdeepikarajawat@gmail.com	14	Sonia D. Rajput Assistant Professor (Temp.) Department of Education, (CASE) Faculty of Education & Psychology The M. S. University of Baroda Vadodara - 390002 M: 9998644820 Email: sonia.rohilla7@gmail.com
15	Dr. Mahadevi B. Tallur Principal, K.R.C.E.S's College of Education, Bailhongal, Belagavi (Dist) Bailhongal - 591102 M: 9964471107 Email: maharaja710@gmail.com	16	Dr. Dipak KedushethChavan Associate Professor, ShikshanPrasarakMandali's Tilak College of Education, S.P.College Campus, Pune, Pune - 411030 M: 9850742304 Email: dipakchavansir@yahoo.co.in
17	Dr. SunitaVithalRaoMagre Associate Professor Department of Education, University of Mumbai, VidyaNagari, Kalina Campus, Santacruz, Mumbai Mumbai - 400098 M: 9822569727 Email: sunita.magre@gmail.com	18	Rupali Mahesh Sadari In-charge Principal, KrantiJyotiSavitribaiPhule, B.Ed. College, Dr. BabasahedAmbedkarBhavan, Knnamwar Nagar-01, Vikhrali (E), Mumbai, Mumbai-400083 M: 8286005252 Email: rupalisadare@gmail.com

19	Dr. Prakash Sannakkanavar Assistant Professor, Department of Education, Karnataka State Akkamahadevi Women's University, Jnanashakti Campus Torvi, Vijayapura-586105 M: 9901827696 Email: prakashanu88@gmail.com	20	Ramesh Yanamashetti Lecturer, B.V.V.Sangha's College of Education(B.Ed), Bagalkot, Karnataka-581101 M: 9480645469 Email: rcyshetti@gmail.com
21	Siddappa S. Bhoomannavar Lecturer, B.V.V.Sangha's College of Education, Bagalkot, Karnataka-581101 M: 9449897903 Email: shiddu.anu@gmail.com	22	Girijadevi V. Sunkad Lecturer, K.L.E.Society College of Education, Nippani- 591237, Belagavi (Dist) M: 9845970817 Email: girijadevisunkad@gmail.com
23	Dr. Jyotsna A. Amin Assistant Professor (Temp.) Department of Education, (CASE) Faculty of Education & Psychology The M. S. University of Baroda Vadodara - 390002 M: 9879007031 Email: aminjyotsna14@gmail.com	24	ShefaliJashvantbhaiDhimmar Assistant Professor (Temp.) Department of Education, (CASE) Faculty of Education & Psychology The M. S. University of Baroda Vadodara - 390002 M: 9909944751 Email: shefali.dhimmar@gmail.com
25	Dr. BarotBhumikaJagdishbhai Assistant Professor, Department of Education, (CASE) Faculty of Education & Psychology The M. S. University of Baroda Vadodara - 390002 M: 9825717975 Email: bhumika.dvij@gmail.com	26	Chauhan BhavinChandrakant Assistant Professor, Department of Education, (CASE) Faculty of Education & Psychology The M. S. University of Baroda Vadodara - 390002 M: 9979896161 Email: bhavinchauhan@hotmail.com
27	Dr. R. L. Madhavi Assistant Professor (Temp.) Department of Education, (CASE) Faculty of Education & Psychology The M. S. University of Baroda Vadodara - 390002 M: 9426348273 Email: rlmadhavi@gmail.com	28	Dr. Shinde AnandDnyaneshwar Assistant Professor L. B. P. M. Mahavidyalaya, Solapur. Solapur(MH)-413001 M: 9763631990 Email: adshinde111@gmail.com
29	JadavRakeshkumarHas Mukhlal Assistant Professor (Temp.) Department of Education, (CASE) Faculty of Education & Psychology The M. S. University of Baroda Vadodara - 390002 M: 9033683078	30	Dr. Inderpreet Kaur Principal, Chandigarh University, Gharuan (Mohali) - 140413 M: 9781925299 Email: principal.uittr@cumail.in

	Email: rakesh.jadav-edu@msubaroda.ac.in		
31	Dr. Jayesh Mangaldas Patel Assistant Professor, Secondary Teachers' Training College, Visnagar, Mehsana – 384315 M: 9099013680 Email: jmpatelstt@gmail.com	32	Suresh Shetty Assistant Professor, Vijaya Teachers College (CTE), 30 th Cross 11 th Main, Jayanagar 4 th Block, Bangalore-560011 M: 9611168320 Email: shetty.suresh38@gmail.com
33	Dr. Praveen Kumar T.D. Assistant Professor, Vijaya Teachers College (CTE), 30 th Cross 11 th Main, Jayanagar 4 th Block, Bangalore-560011 M: 9964629452 Email: praviedu2011@gmail.com	34	Chandrhasy Durgadasrao Sonpethkar Assistant Professor, Shikshan Prasarak Mandali's Tilak College of Education, Pune Pune – 411030 M: 9850074418 Email: sanskriteducator@gmail.com
35	Dr. Neelu Gautam Ghosh Principal, D.D. Choksi College of Secondary Education, Vidyamandir Campus, Taley Bagh, Near Meera Gate, Palanpur- 385001 M: 9428852627 Email: neelu.ghosh@gmail.com	36	Dr. Nitinkumar Dhadhodara Assistant Professor, Faculty of Education, Gujarat Vidyapith, Ashram Road, Ahmedabad - 380014 M: 9826862219 Email: nitinkumardhadhodara@gmail.com
37	Dr. Nilesh Kapadia Assistant Professor, Faculty of Education, Gujarat Vidyapith, Ashram Road, Ahmedabad - 380014 M: 9825709921 Email: nilesh.gvp@gmail.com	38	Dr. Shelat Prerana H. Associate Professor, Indian Institute of Teacher Education, Ramkrishna Paramhans Vidya Sankul, KH-5, Sector-15, Gnadhinaragar-392016 M: 9409401957 Email: preranashelat@gmail.com
39	Dr. Y. Vijaya Lakshmi Assistant Professor, School of Education, Central University of Gujarat, Sector- 29, Gandhinagar-382030 M: 9427401842 Email: vijaya.lakshmi@cug.ac.in	40	Dr. Shilpa S. Popat Assistant Professor, School of Education, Central University of Gujarat, Sector- 29, Gandhinagar-382030 M: 9909100485 Email: shilpaspopat@cug.ac.in

41	Dr. Shamim Aara Hussain Assistant Professor, School of Education, Central University of Gujarat, Sector- 29,Gandhinagar-382030 M: 9584128895 Email: shamimaara@cug.ac.in	42	Dr. Shankar Lal Bika Assistant Professor, School of Education, Central University of Gujarat, Sector- 29,Gandhinagar-382030 M: 9812763059 Email: shankarbika@cug.ac.in
----	--	----	---

Dear Participant,

Greeting from CUG

We are happy to inform you that your participation is **CONFIRMED** for the “**5-DAYS (A WEEK)WORKSHOP ON MOOCs THROUGH SWAYAM**” to be held from 14th Oct. to 18th Oct. **2019** in the School of Education, under the Center for Professional Development of Teachers Educators (CPDTE), PMMMNMTT. Central University of Gujarat, Sector-29, Gandhinagar-382030,

- Participants must have to bring their own laptop, headphone, mobile and personal internet connection as most of the sessions require internet access too.
- Refreshment, Lunch and Dinner will be provided.
- Out station participants have to submit their tickets (onward & return) on the first day to claim travelling allowances upto a limit of 3AC train or bus (by the shortest route)fare as per the School of Education, PMMMNMTT, CUG norms. The details required in TA form are – **Aadhaar, PAN and Bank Passbook (Kindly produce photo copy).**
- Local travelling allowances will not be paid.
- Accommodation will be provided on sharing basis subject to availability or A fixed amount would be paid to the participants (subject to submission of bills of lodging/guesthouse) as decided by the School of Education, PMMMNMTT, CUG norms (No Accommodation for Local and Ahmedabad participants).
- 100% presence during the fivedays’ workshop is mandatory for obtaining attendance certificate.
- The valedictory session of the five days national level workshop will be completed around 5.00 pm on 18th October 2019 Friday, So kindly plan your return journey accordingly.

We look forward to your active participation in pre workshop activity, workshop activity, and post workshop activity.

Your acknowledgement about participation is mandatory. **Send your confirmation on or before 01.10.2019 by 5.00 pm.**

Warm Regards,

G. R. Angadi

Workshop Convener

Participants : 28

LIST OF PARTICIPATED CANDIDATES			
1	<p>Dr. Keval Ravindrabhai Andharia Assistant Professor, SMNK Dalal Education College for Women, Ellisbridge, Ahmedabad Ahmedabad - 380006 M: 9428637424 Email: krandharia@gmail.com</p>	2	<p>Dr. S. A. Narasgouda Assistant Professor, K.S.R. College of Education, Nehru Nagar, Belagavi Belagavi - 590010 M: 8123622514 Email: ssushma1214@gmail.com</p>
3	<p>Dr. Bhabani Senapati Lecturer, B.J.B. (Autonomous) College, BJB Nagar, Bhubaneswar, Bhubaneswar - 751014 M: 8903557675 Email: bsenapati04@gmail.com</p>	4	<p>Dr. Rosy S. Fernandes Assistant Professor (Adhoc) Kamala Baliga College of Education, Kumta, Uttara Kannada Kumta-581362 M: 8618777235 Email: rosyfern16@gmail.com</p>
5	<p>Dr. Pampapati S. Hegadi Assistant Professor, K.S.S. Vijayanagar College of Education, Vidya Nagar, Hubballi Hubballi - 580031 M: 9480256001 Email: hegadips@gmail.com</p>	6	<p>Dr. G. Sheela Assistant Professor, Department of Studies in Education, University of Mysore, Manasagangotri, Mysore, Mysore -570006 M: 9448241293 Email: sheeyash@rediffmail.com</p>
7	<p>Dr. Pushpa M. Associate Professor, Department of Studies in Education, University of Mysore, Manasagangotri, Mysore, Mysore -570006 M: 9448343528 Email: pushpamsri@gmail.com</p>	8	<p>Dr. Shelat Prerana H. Associate Professor, Indian Institute of Teacher Education, RamkrishnaParamhansVidyaSankul, KH-5, Sector-15, Gnadhinaragar-392016 M: 9409401957 Email: preranashelat@gmail.com</p>
9	<p>Dr. Shashikala Balappa Karadiguddi Assistant Professor, K.R.C.E.S's College of Education, Bailhongal, Belagavi (Dist) Bailhongal - 591102 M: 9980732105 Email: skaradiguddi@gmail.com</p>	10	<p>Dr. Kanakappa Pujar Assistant Professor, Department of Education, Rani Channamma University, Vidyasangama, Belagavi - 591156 M: 9449575108 Email: dr.kanakappa.pujar@gmail.com</p>

11	Dr. Mahadevi B. Tallur Principal, K.R.C.E.S's College of Education, Bailhongal, Belagavi (Dist) Bailhongal - 591102 M: 9964471107 Email: maharaja710@gmail.com	12	Dr. Dipak Kedusheth Chavan Associate Professor, Shikshan Prasarak Mandali's Tilak College of Education, S.P.College Campus, Pune, Pune - 411030 M: 9850742304 Email: dipakchavansir@yahoo.co.in
13	Dr. Prakash Sannakkanavar Assistant Professor, Department of Education, Karnataka State Akkamahadevi Women's University, Jnanashakti Campus Torvi, Vijayapura-586105 M: 9901827696 Email: prakashanu88@gmail.com	14	Ramesh Yanamashetti Lecturer, B.V.V.Sangha's College of Education(B.Ed), Bagalkot, Karnataka-581101 M: 9480645469 Email: rcyshetti@gmail.com
15	Siddappa S. Bhoomannavar Lecturer, B.V.V.Sangha's College of Education, Bagalkot, Karnataka-581101 M: 9449897903 Email: shiddu.anu@gmail.com	16	Girijadevi V. Sunkad Lecturer, K.L.E.Society College of Education, Nippani- 591237, Belagavi (Dist) M: 9845970817 Email: girijadevisunkad@gmail.com
17	Dr. Barot Bhumika Jagdishbhai Assistant Professor, Department of Education, (CASE) Faculty of Education & Psychology The M. S. University of Baroda Vadodara - 390002 M: 9825717975 Email: bhumika.dvij@gmail.com	18	Dr. Shinde Anand Dnyaneshwar Assistant Professor L. B. P. M. Mahavidyalaya, Solapur. Solapur(MH)-413001 M: 9763631990 Email: adshinde111@gmail.com
19	Jadav Rakeshkumar Hasmukhlal Assistant Professor (Temp.) Department of Education, (CASE) Faculty of Education & Psychology The M. S. University of Baroda Vadodara - 390002 M: 9033683078 Email: rakesh.jadav-edu@msubaroda.ac.in	20	Dr. Inderpreet Kaur Principal, Chandigarh University, Gharuan (Mohali) - 140413 M: 9781925299 Email: principal.uittr@cumail.in
21	Dr. Jayesh Mangaldas Patel Assistant Professor, Secondary Teachers' Training College, Visnagar, Mehsana – 384315 M:9099013680 Email: jmpatelstt@gmail.com	22	Suresh Shetty Assistant Professor, Vijaya Teachers College (CTE), 30 th Cross 11 th Main, Jayanagar 4 th Block, Bangalore-560011 M:96111168320 Email: shetty.suresh38@gmail.com

23	Dr. Praveen Kumar T.D. Assistant Professor, Vijaya Teachers College (CTE), 30 th Cross 11 th Main, Jayanagar 4 th Block, Bangalore-560011 M:9964629452 Email: praviedu2011@gmail.com	24	Chandrhasy Durgadasrao Sonpethkar Assistant Professor, ShikshanPrasarakMandali's Tilak College of Education, Pune Pune – 411030 M: 9850074418 Email: sanskriteducator@gmail.com
25	Dr. Y. Vijaya Lakshmi Assistant Professor, School of Education, Central University of Gujarat, Sector- 29,Gandhinagar-382030 M: 9427401842 Email: vijaya.lakshmi@cug.ac.in	26	Dr. Shilpa S. Papat Assistant Professor, School of Education, Central University of Gujarat, Sector- 29,Gandhinagar-382030 M: 9909100485 Email: shilpaspopat@cug.ac.in
27	Dr. Shamim Aara Hussain Assistant Professor, School of Education, Central University of Gujarat, Sector- 29,Gandhinagar-382030 M: 9584128895 Email: shamimaara@cug.ac.in	28	Dr. Shankar Lal Bika Assistant Professor, School of Education, Central University of Gujarat, Sector- 29,Gandhinagar-382030 M: 9812763059 Email: shankarbika@cug.ac.in

Research scholars

: 19

Experts : 3

1. **Prof. K. Srinivas**
Head ICT & Project Management Unit
National Institute of Educational Planning and Administration(NIEPA)
(Deemed to be University)
(Ministry of Human Resource Development, Govt of India)
New Delhi – 110016
Email: ksrinivas@niepa.ac.in
M: 9650880208
2. **Dr. K. Thiyagu**
Assistant Professor,
School of Education (SEd)
Central University of Kerala Tejaswini Hills,
Periye, Kasaragod, Kerala-671316
Email: thiyagucuk@gmail.com
M: 9486812800
3. **Dr. V. P. Joshith**
Assistant Professor,
School of Education (SEd)
Central University of Kerala Tejaswini Hills,
Periye, Kasaragod, Kerala-671316
Email: getjoshith@gmail.com
M: 9447689272

Convener and Co-convener : 2

Convener of the workshop : Dr.G.R.Angadi

**Associate Professor, SE, CUG and
PMMMNMTT, Project Coordinator**

Co-Convener of the workshop : Dr.J.N.Amin

**Associate Professor,SE,CUG.
PMMMNMTT, Project Director(I/C)**

Day 1 [Monday]: 14th Oct. 2019

Monday (10.00 am to 10.30 am)

INAUGURAL SESSION

The School of Education at the Central University of Gujarat organized a five days' workshop on MOOCs through Swayam for the faculties teaching at different teacher education institutes. The workshop was organized under the Centre for the professional development of teacher educators under the scheme of Pandit Madan Mohan Malviya National Mission on Teachers and Teaching. The session started with presenting a memento to the expert followed by a prayer. Dr. J.N Amin, Associate Professor, School of Education, Central University of Gujarat introduced and welcomed the expert and the expert for the first day of the workshop Prof K. Srinivas, head of ICT & Project Management Unit of National Institute of Educational Planning and Administration (NIEPA) a Government of India, Ministry of Human Resource Development (MHRD) Institution in New Delhi and welcomed all the participants coming from different parts of the country to attend the workshop.



Inaugural Session



Inaugural Address by Prof. K. Srinivas

Day 1 [Monday]: 14th Oct. 2019

1st & 2nd Session (10.30 am to 1.00 pm), Monday

Expert- Prof. K. Srinivas

The session started with an introduction about the 90 days program on MOOCs through Swayam and five days' workshop which is a part of face to face interactive classroom in the 90 days program. The expert started his session by talking about the Digital Initiative of Government of India in Higher Education and the way it is redefined in the 21st century. He emphasized the plan of action to be submitted by every participant as in a closed environment everything seems implementable but in the world outside there are various factors that distract people to implement their plan.




Digital Initiatives of GOI in Higher Education: Enabling the Blended Learning / Flipped Class Room -Prof. K. Srinivas

He said that it is important to accept the change that has taken place in the field of education by using technology. The five days' workshop would focus on that only as how participants and teacher educators can take advantage of the change that has happened in the field of online teaching. Therefore, discussing MOOCs pedagogy is important because being a teacher either in a face to face classroom or online classroom, lots of qualities are required from the teacher's side. It is also important to keep a positive attitude as using an online environment for classroom teaching is not easy.

The discussion then started in detail by stating the objectives of the Government of India's digital initiatives in Higher Education. The role of the teacher has also changed in the technology-driven higher education. Massive Open Online Course (MOOCs) provides a platform for learners and teachers to ensure the quality of higher education in India. He discussed that the major issues with digital education are the enrolment and awareness among students related to the online course. Encouraging faculty to take an ARPIT course is another challenge. Faculty are not becoming familiar to use digital platforms like Swayam and others for conducting the flipped or blended mode of teaching. They are also not getting acquainted with the Open Educational Resources (OER) for the blended or flipped model of teaching.

The expert then discussed Swayam MOOCs Ecosystem which contains steps like- designing a course, developing a course, delivering a course, transacting a course, motivating learners and assessment of learners. The discussion then went on towards understanding the components of the three types of the classroom which are- face to face classroom, blended or flipped classroom and online/ MOOC classroom. He emphasized that the online classroom is based on the four quadrants approach which are- Video-tutorials, E-text, Assessments, and discussion forum.

The expert then announced the group and its members and selected one as a group leader whose responsibility was to prepare a week 1 plan. He also discussed the guidelines for preparing four weeks module. The discussion then leads to the group activities where all the participants had to install Moodle classic from the mobile play store. They were asked to prepare an individual action plan in a power-point presentation in 6 slides which included the identification of the learning outcome of the workshop, making the short, medium- and long-term action plan. They were also assigned domain wise group activity mainly with the objectives of acquiring necessary skills for designing, developing and delivering by using MOOCs environment.



Prof. K. Srinivas Discussing with Participants

3rd & 4th Session (2.00 pm to 5.00pm), Monday


Expert- Prof. K. Srinivas

The second session started with the introduction of Swayam courses, its enrolment methods and the training required for creating Swayam courses which include video-tutorials, supplementary online materials, etc. The participants were given activity in a group to create a google group with their G-mail id and discussing one topic each for the next 4 days including day one. The expert discussed creating presentations and demonstrations with voice-over. The presentation should be made in a way that facilitates better learning of the learners. The participants were given the next activity to prepare a two Screencastify video of 3 minutes each. In the first video, they had to highlight the two best practices or innovations of their respective departments in the University. In the second video, they had to highlight the three silent features of the article as per their choice. They were asked to post the video in the workshop's WhatsApp group.

The session was then summarized in the last hour of the session. To develop any course in Swayam the pre-requisites from the teacher's sides are-

- Good subject knowledge is the first and foremost requirement.
- Reasonable exposure is required on the initiative by the government of India and other E-resources.
- They should be spending a good amount of time designing and developing the content.
- Good temperament to work in a good quality learning environment.
- Need to be innovative and creative
- The three 3D's required for developing a course in Swayam are- Design, Develop and Deliver.

Other than the above requirements, prior experience and commitment are also required. The first-day session ended with a vote of thanks and by giving a letter of appreciation to Prof. Srinivas.



The participants were given the activity to prepare a two Screencastify video of 3 minutes each and vote of thanks proposed by Dr.G.R.Angadi



Participants with Day 1 Resource Person Prof. K. Srinivas

Day 2 [Tuesday]: 15th Oct. 2019

1st & 2nd Session, (9.30 am to 1.00 pm), Tuesday

Expert: Dr. K. Thiyagu

Dr. K Thiyagu, our expert for the second and third day of the workshop was invited by Dr. G R Angadi, Associate professor in the School of Education, Central University of Gujarat, Gandhinagar. Dr. K Thiyagu is currently working as an Assistant Professor in the Department of Education at Central University of Kerala. Dr. J.N Amin, Associate professor, welcomed our resource person with a plant sapling and a gift.



Dr. J.N Amin, Associate professor, welcomed resource person Dr. K. Thiyagu with a plant sapling and a gift.

The session started with an introduction about the mobile apps. He added that mobile apps should be integrated with MOOC rather than using them for editing and only personal basis. He gave few examples like- selfie, welfie, groupfie, belfie, drelfie, helfie, felfie, shelfie, lelfie, etc.

The expert emphasized focussing on BYOD i.e., Bring Your Own Device in the classroom so that one should not be dependent on others for that. He also added that there are two discussion forums, namely, one being a synchronous forum where there are live discussions, face to face interactions happens and

other being an asynchronous forum where face to face interactions aren't needed.

Difference between software, apps and web tools were also made clear via some beautiful examples. He then moved on various web tools and apps like- Mentimeter, Flipgrid, Nearpod, Padlet,etc and provided all the participants with hands-on experience on the same. They are described as follows:

The first web tool was Mentimeter which is quite essential for a classroom activity. For teachers, it is, 'www.menti.com' and for students it is 'www.mentimeter.com'. It is useful for the teachers to prepare a group activity or any classroom activity. Then, an activity was conducted by Dr.Thiyagu, whereeverybody used a code and became a part of the Mentimeter activity. He also explained how we can create such activities for our students in future.

The second was 'Nearpod' which was also another web tool that was used as a synchronous forum. Here students' name was visible to all. Presentations can also be uploaded on this tool for better understanding of the concepts. An activity was conducted, code was provided to all for quick login. Different questions were asked, and participants answered all of them. There was a quiz activity, draw and learn activity and creation of a presentation which was practiced by all the participants.

Afterward, another app namely 'Padlet' which was a bulletin board app, was introduced which gave hands-on experience. It has a QR code that enabled participants to scan and reached a common Padlet page quickly. Participants made certain questions and those questions were visible to all others. It was an open forum that provided open discussions and sharing of ideas. It could be used in both synchronous as well as in asynchronous ways. Comments

were; posted which were visible to all others. Pictures and other live images could also be uploaded.

The session ended with learning the new apps and web tools that were useful in creating an interesting online classroom for students.



Participants knowing about different mobile apps

3rd & 4th Session (2.00 pm to 5.00 pm), Tuesday

Expert: Dr. K. Thiyagu

Dr. K. Thiyagu continued the session after lunch. He discussed the various assessment application such as- Flip grid, Quizizz. Socrative and Connect app. He first asked the participant to log in to the Flip grid application through their google account. Flip grid is an application that helps teachers to create a grid for facilitating video discussion with their students. They can post a question on any of the topics and students can send their responses on it. He then introduced the Quizizz application where students can be assessed through online objective questions.

All the participants learned the application by getting hands-on experience. Regarding this app, he explained that the teacher can create the game, after

which the code gets generated and students can answer those questions by using the same code.

Another app for assessment was introduced called 'Socrative'. Regarding this app, the expert explained and demonstrated how to create an account on Socrative and discussed its significance in the process of formative evaluation. He gave a brief introduction about augmented reality apps and showed a video related to it. The video showed how in western countries people use augmented reality apps in educational institutions. Further, he discussed the Connect app and explains that through this app a person can connect their computer and desktop with their mobile and various other features of the Connect app.

Day 3 [Tuesday]: 16th Oct. 2019

1st & 2nd Session (9.30 am to 1.00 pm), Wednesday

Expert: Dr.K.Thiyagu

The third day of the workshop was conducted by Dr.K.Thiyagu, Assistant professor of Central University of Kerala. He discussed the following apps:

- i) Socrative
- ii) Moodle
- iii) Shape collage
- iv) Word collage
- v) Storyboard. it

The expert started the session with the introduction of Socrative tool. He instructed the teacher educators to sign up in Socrative. Teacher educators were told the use of Socrative tool for the assessment of students. The way quizzes and multiple type questions can be made through Socrative tool.

He briefly introduced the Moodle app and its uses in the teaching-learning process. He also shared some of the examples of the assignments submitted by his students on Moodle.

He also discussed the significance of using shape collage. The expert made the session more interactive and interesting by giving some tasks to the teacher educators. He instructed the participants to find out 100 images from their drive and to make a heart shape from the pictures using shape collage. He also mentioned about CCO (creative commons zero) license images and how to use it in the classroom to make the learning process more attractive.

He highlighted some points on word collage, which is a web tool. Word collage is a visual representation of the frequencies of words in a text, which can make teaching more interesting and effective. He gave some demos regarding the word collage. Dr. Thiyagu showed the participants the steps to change the font, style, shapes, and colors of the words. The last topic which he covered during the morning session was Storyboard. He said that the storyboard is quite useful for language teachers, but it can be used by any subject teacher to make their online class interactive and interesting for students. All teacher educators actively participated in the workshop. They agreed that the workshop has been a great help to them to handle classroom situations.



Dr. Thiyagu started the session with the introduction of Socrative tool

3rd & 4th Session (2 pm-5 pm), Wednesday

Expert: Dr. K. Thiyagu

After lunch, the expert started with introducing multiple applications (Apps) and software being used to fulfill educational needs. The apps and software being introduced include Google mirror (elgoog.im) – for entertainment and Presentation Tube – for creating and uploading videos both on PresentationTube and YouTube, etc. The expert also shared the tricks to download free educational software. Along with sharing the tricks to download the software, the demonstration also was made by the expert for the ease of the participants. After a detailed explanation of various apps and software, the expert during the session asked all the participants to prepare a video with the help of PresentationTube and also guided participants in uploading the video on YouTube. The detailed explanation of ‘how to prepare video includes both IOS and Android systems. At the end of the first session of post-lunch sessions, participants got to know about Presentation Tube works as a video maker and video up-loader and YouTube is a video up-loader.

The session also focused on what it meant to be when the terms being used like, web 0.0, web 1.0, web 2.0, web 3.0 and future of evolution of such technology and its impact on day to day life of humans. The expert explained that web 0.0 belongs to the era of ‘no internet-only computer and developing internet’. Web 1.0 belongs to a static web that is, only reading mode. During 1998-2000, web 2.0 belongs to participation in web – read and write technology – a two-way process of uploading and downloading. It also includes the evolution of various platforms of communication like – blogs, wiki, instant messenger, YouTube, flicker, etc. Web 3.0 is known as semantic web – the future generation technology – reflecting read-write-execute mode,

web 4.0 - a web of things - IOT is the terminology which is being used for the future generation of intelligent connectivity.

To conclude the session, the expert coined the term Digital Quotient (DQ) an important element along with the Intelligent Quotient (IQ) and Emotional Quotient (EQ). Therefore, I.Q + E.Q + D.Q = Conscious use of digital world/platform).



Dr. Thiyagu started with introducing multiple applications (Apps)

Day 4 [Thursday]: 17th Oct. 2019

1st & 2nd Session, (9.30 am to 1.00 pm), Thursday

Expert: Dr. V. P. Josith

On the 4th day of the workshop on MOOCs through Swayam the expert, Dr. V.P. Josith, Assistant Professor, Central University of Kerala was welcomed by Dr. G. R. Angadi, Associate Professor, School of Education, Central University of Gujarat on behalf of the School of Education with a plant sapling and gift as a token of appreciation.

Dr. Josith started his first session by checking prior knowledge of participants on SWAYAM where some of the participants positively responded. He highlighted the reasons regarding the formation of SWAYAM that provides a learning platform for higher education. He also mentioned that SWAYAM is an initial stage. So, we cannot compare it with the online learning platform used in Western countries. The expert pointed out on ARPIT that it comes under the platform of SWAYAM for faculty members. He mentioned that ARPIT has 40 modules and one module is equal to one-hour content in which 30 minutes is for video and 30 minutes is for textual references.

The expert then discussed the difference between SWAYAM and SWAYAM PRABHA in which he clearly explained many vital points that these are not separate content as every content comes to SWAYAM first then it prepared into videos and displayed on 32 channels in SWAYAM PRABHA in order to enrich the learning. He explained the role of Course Coordinator who designs the syllabus, leads the team, divides the syllabus and takes the examination. He instructed all the participants for searching the course at the site of Swaaym.gov.in where he asked to see the courses available for mathematics, economics, statistics, etc. The expert suggested that the participants should come out with the course which is interdisciplinary in nature. Many questions

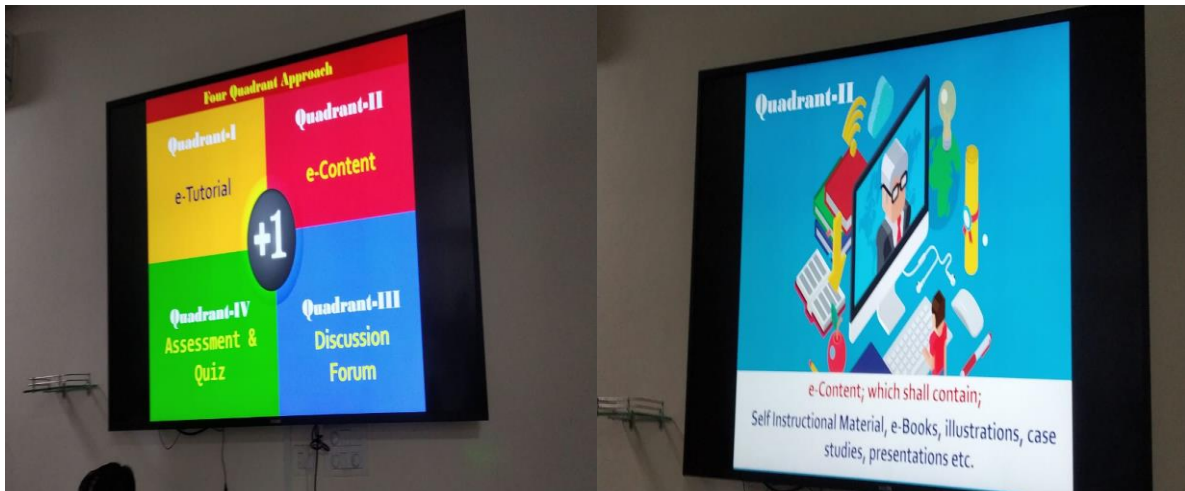
were raised by the participants where the expert clarified many points regarding the role of the University in initiating a course at SWAYAM, criteria to select a maximum course by students into SWAYAM and the course suitability according to the semester.

In the session, the expert described the difference between a credit course and non-credit courses that are available on the SWAYAM platform. He also highlighted on MOOCs that it is a platform for a large mass of people to learn and pursue core and elective courses offered by the concerned university. The expert through PowerPoint elaborated about the life cycle of MOOCs with various steps that are, course proposal & approval, consent from university, course assessment, content uploading, etc

After a short break, the expert described a four-quadrant approach that are, e-tutorial, e-content, assessment & quiz, and discussion forum. He shared his personal experience that quadrant –I(e-tutorial) is more important because the quality of MOOCs lies to this quadrant. He also pointed that SWAYAM concentrates on instruction rather than teaching that is why a teacher should be well known to instructional design while developing content. Then he emphasized nine national coordinators in SWAYAM i.e. UGC, NPTEL, IGNOU, NCERT, NIOS, IIM, NITTR and CEC. Regarding the role of the subject expert, he said that the content should be prepared in a word format which includes objectives, text, summary, FAQ, assignment, quiz, glossary, etc.

After completing the discussion, the expert conducted a group activity on Kahoot for all the participants to recap the vital points discussed in the workshop. In that particular game, he mentioned that many students can join which is essential in online assessment.

At last the expert concluded his first session by stating the requirements of the course where a teacher or course coordinator has to prepare objectives, learning outcomes, descriptions of the course and prepare names for all the 40 modules along with mentioning the names of a subject expert.



Dr. V.P Josith described a four-quadrant approach that are, e-tutorial, e-content, assessment & quiz, and discussion forum.

3rd & 4th Session, (2 pm - 5 pm), Thursday

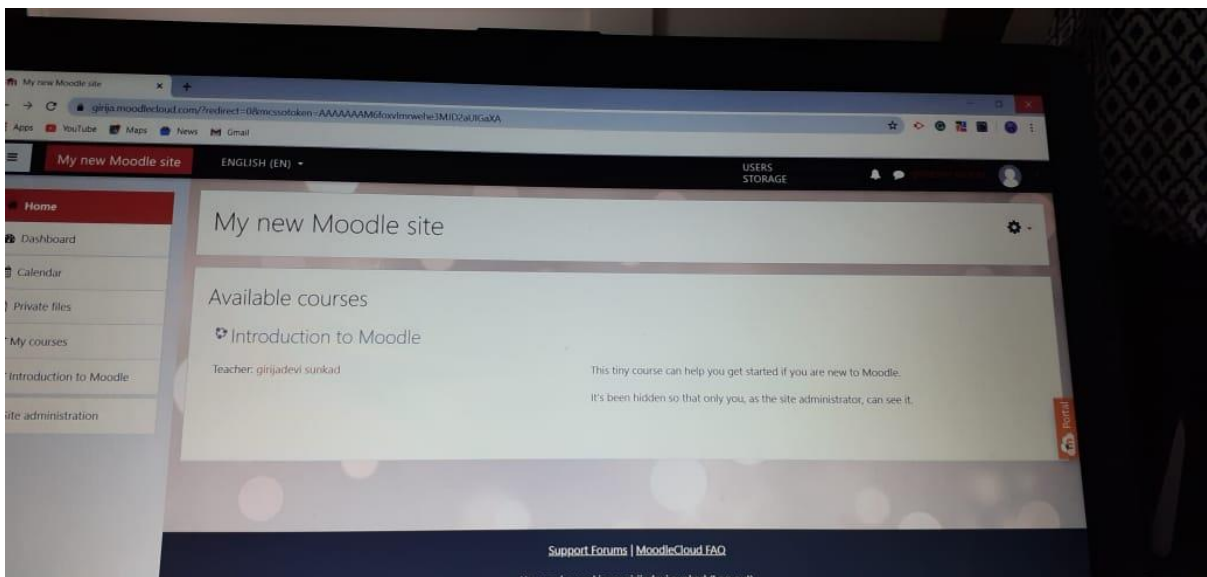
Expert: Dr. V.P Josith

The session started at 2.00 P.M. All the Participants were asked to open Kahoot.com and sign in as a teacher. Some questions were asked related to sign in. All the participants followed the instructions given by the expert. It took almost five minutes to fill up the asked details by all the participants with the g mail account. The first video in kahoot.com was created as the introductory video. The Participants were asked to include the following aspects while creating an introductory video-

- Prepare the objective of the course
- Prepare the learning outcome of the course
- Prepare the Course description
- Giving names and subject expert names to all the 40 modules.
- A brief resume of the expert

- Promo media
- Evaluation method as per the guidelines of their respective universities.

After Kahoot participants were asked to create the MOODLE account on MOODLE Cloud. MOODLE is a learning platform and Learning Management system. It can store data up to 49 students. The participants were asked to create an account on Moodle, add their students, add title as the name of their course, semester details, brief introduction of the course, adding videos to the course and were asked to explore the platform for creating assessment and discussion-based platform for students. The session of the day ended by exploring basic features on the Moodle.



To create the MOODLE account on MOODLE Cloud.

Day 5 [Friday]: 17th Oct. 2019

1st & 2nd Session (9.30 am to 1.00 pm), Friday

Expert: Dr. V. P. Josith

On the last day of the workshop, Dr. Josith, expert for the last two days of the workshop started the discussion by a quick recap of the last day. He asked all the participants to seat according to their groups so that they can work


accordingly. The discussion was on creating the Moodle platform for teachers as well as for the students for learning purposes. The participants began working in a group.

At the very beginning, the expert of the session described in detail about the Moodle and its usability for the teachers, teachers-educators, and students in a single learning platform through online mode. He instructed all the participants to create an account in the Moodle platform for having a discussion platform with their students. The site was called Moodle Cloud.com. All the participants followed the instruction by the expert. They created the account of every student, the expert of the session come to verify the account of every participant and asked them to follow the next step for the successful activities. He described creating the online learning assessment for the students and grading and giving comments on student's assignments on Moodle.

The expert instructed the steps to drag a file with student individual information to connect with the class of students. He mentioned that first, the participants need to go home pages, then user, manual, settings, more, upload, upload user respectively. The expert asked all the participants to add a list of temporary names and information related to the students in their accounts. He also clarified the doubts between the session raised by the participants. He asked them for uploading one assignment for practice. All the participants did accordingly. The expert then asked them to log out from their account and creating a new account through the student login portal.

In the same way, the participants had been instructed to create a student's account. The steps were also instructed to show how students would submit their assignments and see the grades and comments given by the teachers. All the participants learned to create and control their accounts in Moodle for the

students as well as for the teachers. They all learned practically through hands-on experiences with the help of the expert during the session. The first session then got over.



Group activity related to MOODLE and team of repoteurs

3rd & 4th Session (2.00 pm to 4.00 pm), Friday

Expert: Dr. V. P. Josith

The last session started with the group presentation that the participant prepared in the first session. Dr. Josith announced that each group got 10 to 15 minutes for their presentation. First, the group leader introduces each member of this group to present their activities. From every group, a group leader did the presentation of their group activities and a week plan. Other group members also supported the group leader during the presentation.

The first presentation started with the first group. There were 4 members in the first group. The group leader first introduces each member of the group, their group activities, and the experience of the workshop. They develop a course regarding the theory of human development for B.Ed. students. It was a 4-week course. The group uses PowerPoint presentations to present course structure, tentative learning outcomes, and evaluation system. After finishing the presentation, the expert appreciated the group and their sequential activities. He suggested them to incorporate the use of Moodle and other software that they learned in a four days' workshop.

After group one, the presentation of the second group started. There were five members in the group. The group leader first introduces each member of this group and their group activities. They developed a course on Pedagogical courses for the teachers. This group uses Moodle and other software that they learned in the 5 days' workshop. The expert proposed some suggestions in the content review part of the course structure. He said that a course content developer and course content reviewer cannot be the same person. Editing should be done by any senior person. In this regard, support can also be taken from journalist, media person for adding more quality to the content.

The next group three started their presentation. There were 6 members in the group. At that time, Prof. K. Srinivas, the expert for the first day of the workshop joined the session through video conferencing. The group leader first introduced each member of this group and their group activities. They developed a course on Gender. This group like the previous group also used Moodle and prepared videos related to their topic and used software that they learned in the five days of the workshop. They incorporated the five days learning from the workshop in their presentation, therefore their effort was appreciated.

After group three, the fourth group presented. There were four members in the group, but three members were present during the presentation. They prepared the course on Environmental studies. They also prepared and showed their course module on the Moodle and incorporated the usage of assessment app learned in the workshop.

Group four was the last group to give a presentation. There was total of five members present in the group. This group prepared a course on Action research on the Moodle platform and like the other groups incorporated the usage of all the apps that they learned in the five days' workshop.



Group presentation (Prof. K. Srinivas also joined the group presentation online through Skype)

VALEDICTORY SESSION

Friday (4.00 pm- 5.00pm)

The session was concluded with a valedictory session. This session began with a short prayer by a research scholar. After prayer, there was a presentation on some moments of five days activities in the form of PowerPoint presentations and a short video on some of the fun moments by the participants. After a video presentation, five participants representing the different regions were called to share their opinions on the workshop. All the participants shared that they learned so many new things in the workshop and they wished to be a part of many such workshops in the future. Participants conveyed their gratitude to the convener for the workshop. The expert Dr. V.P Josith was invited for the valedictory address. He requested all the participants to implement the learnings from the workshop soon and shared actively in their WhatsApp group. He concluded his speech by thanking all the participants and the organizer of the workshop. Lastly, the convener of the workshop Dr. G.R Angadi was invited to share the vote of thanks. Finally, the co-convener of the workshop Dr. J.N Amin was invited for the presidential remarks. He expressed his gratitude to all the participants, faculty, research scholar and non-teaching staff who were part and supported in the entire process of conducting a 5 days' workshop. The session finally concluded by giving the letter of appreciation to Dr. V.P. Josith, the expert for the workshop and distribution of the certificate to the participant.



Valedictory & Certificate Distribution Session



**Group photograph with Prof.K.Srinivas
Head ICT & Project Management Unit NIEPA, New Delhi**



**Group photograph with Dr. K. Thiyagu
Assistant Professor, Central University of Kerala**



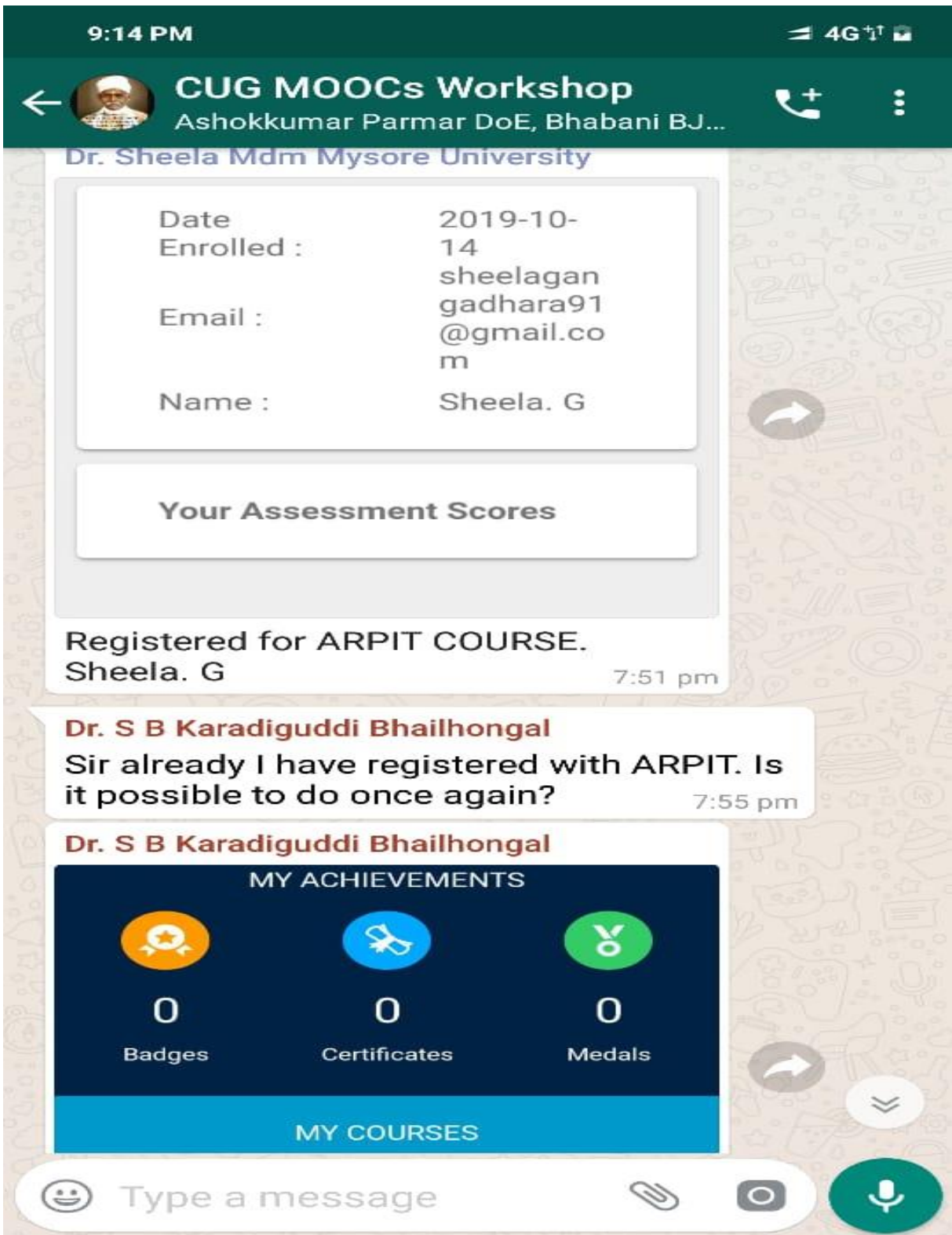
**Group photograph with Dr. V. P. Joshith
Assistant Professor, Central University of Kerala**

A WhatsApp group also created by Dr. G. R. Angadi Workshop convener for communication related to pre workshop, workshop and post workshop activities and learning updation all experts and participants are member of the group. This group is also activated prior workshop 15 days and post workshop upto 90 days. All candidates are benefited from this group in the work shop they send their tasks or assignments in the group and get suggestions from the experts and co-learners too. Dr. G. R. Angadi also shared all the informations, Instructions and assignments related to the workshop in this group.

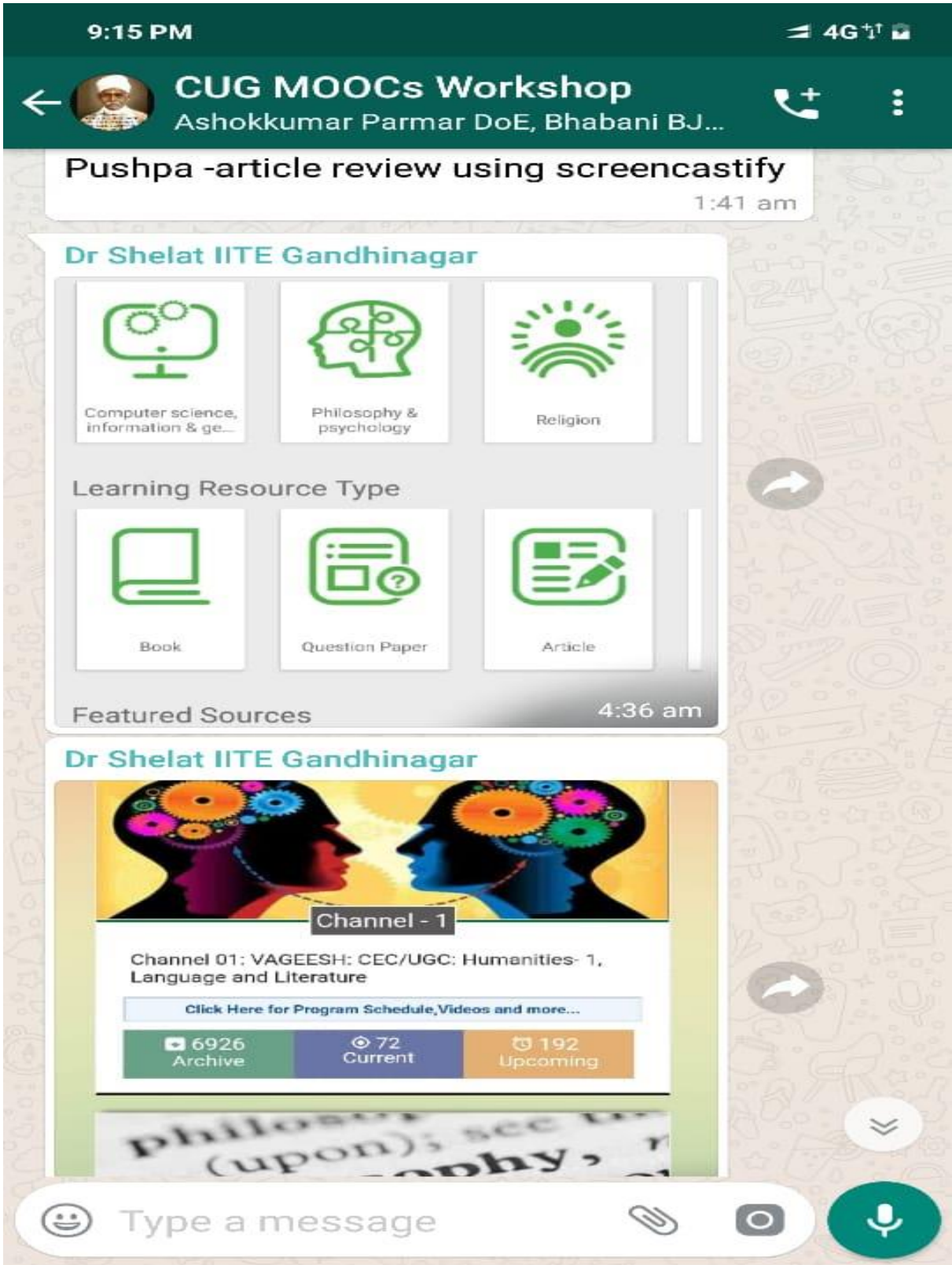
Some Glimps of Participants Activities Shared in CUG MOOCs Workshop WhatsApp Group



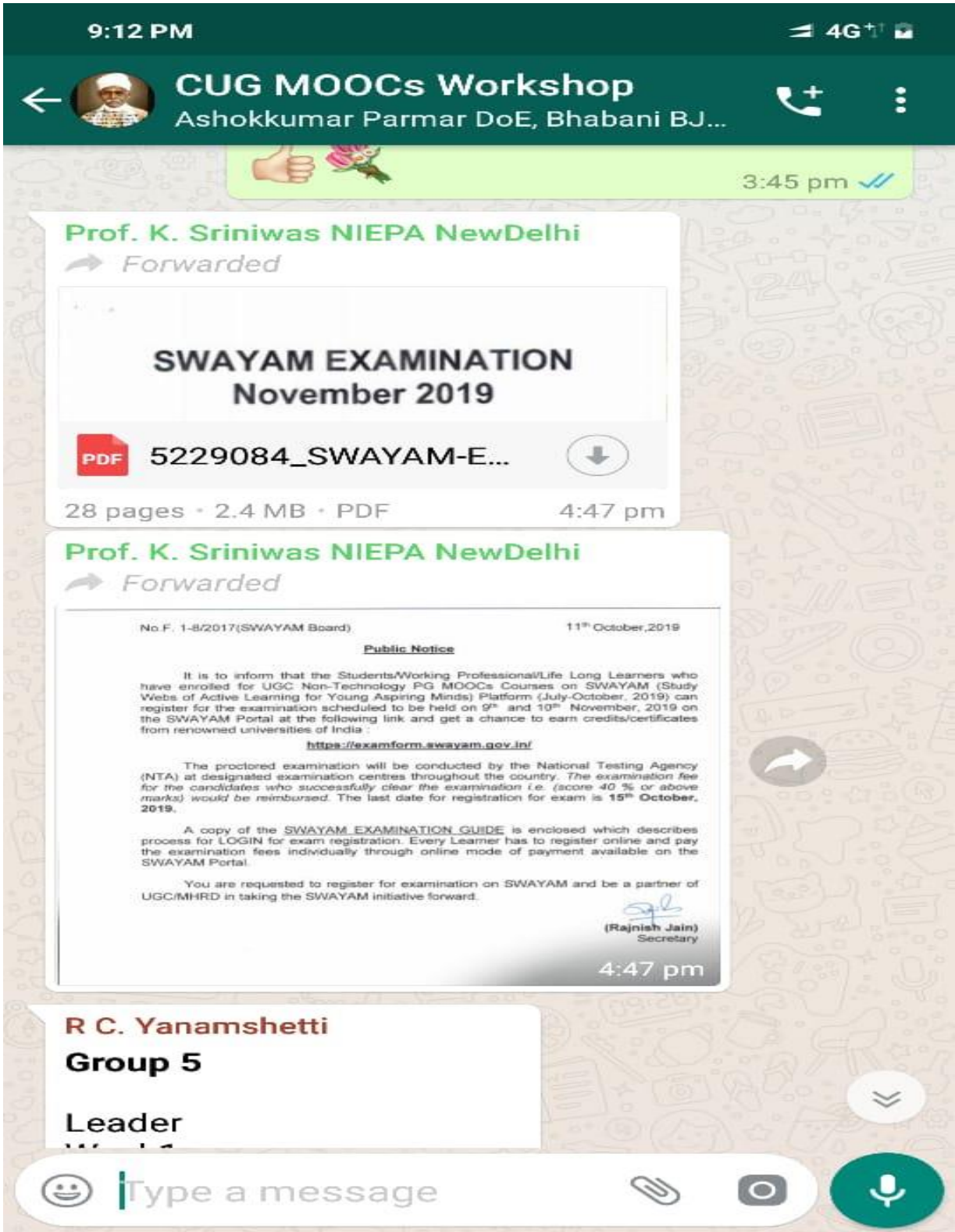
30 Minute Inaugural Session Video Shared in facebook
<http://www.facebook.com/soecug/videos/529823530923928/>



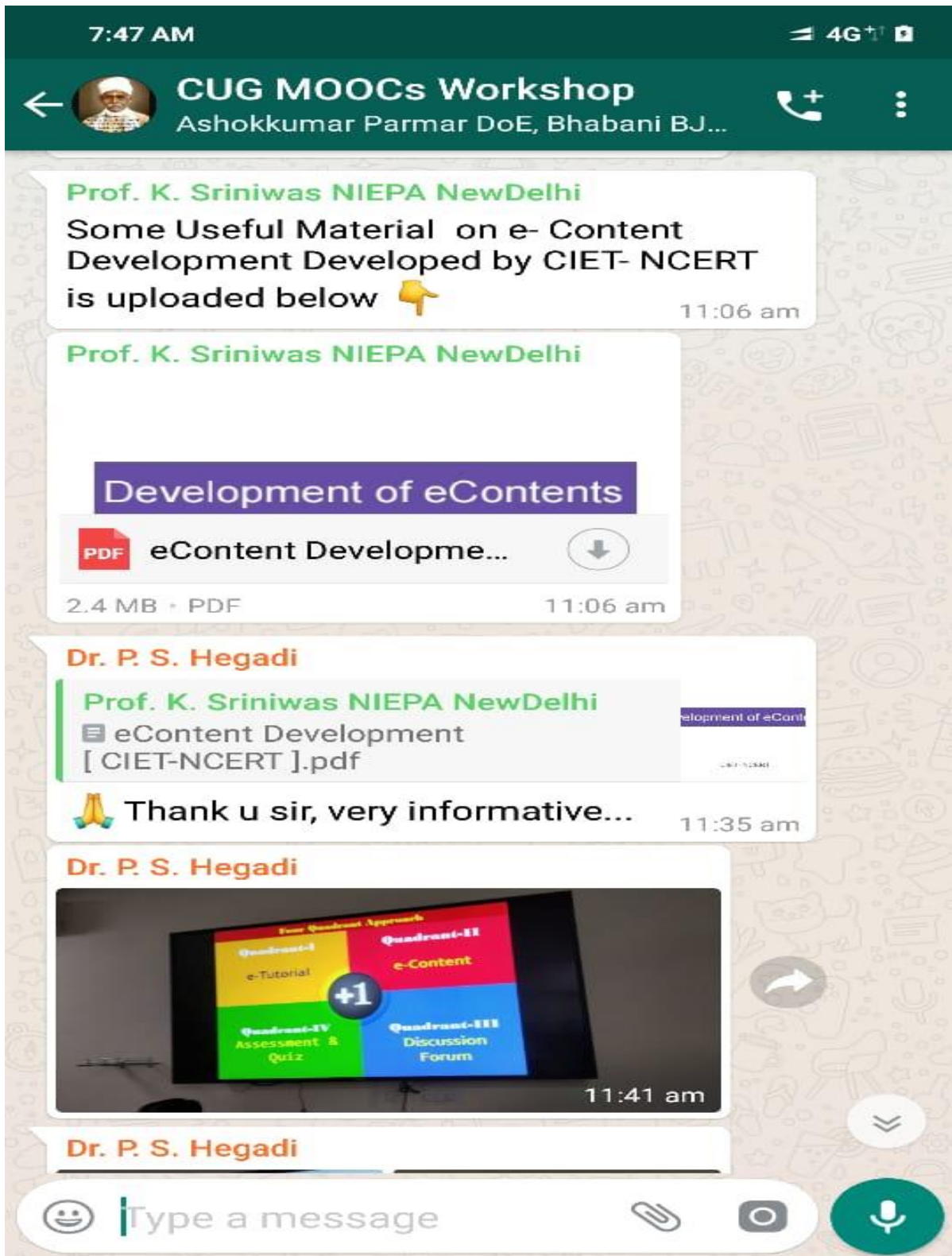
Participants shared their 1st day learned things



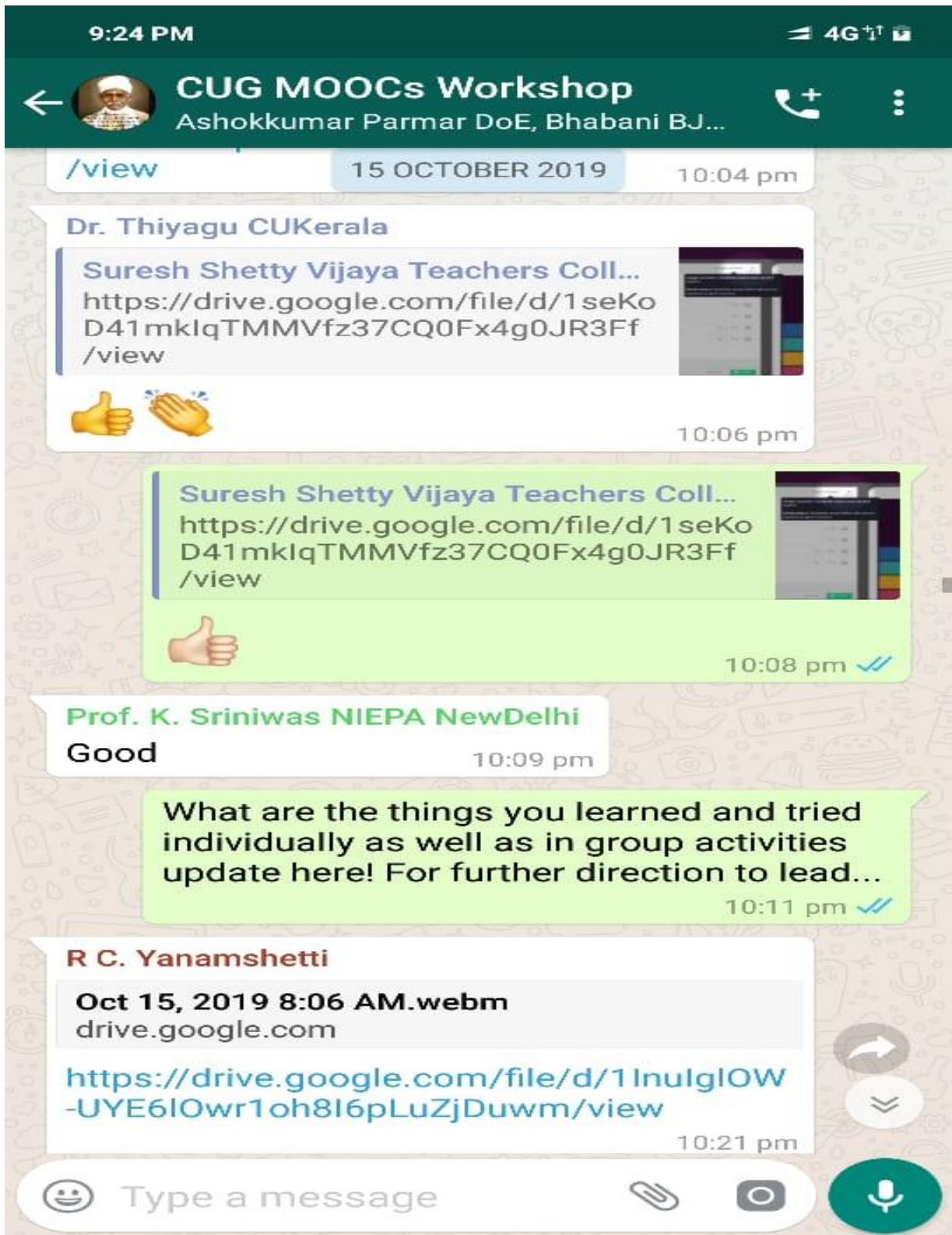
Participants shared their 1st day learned things



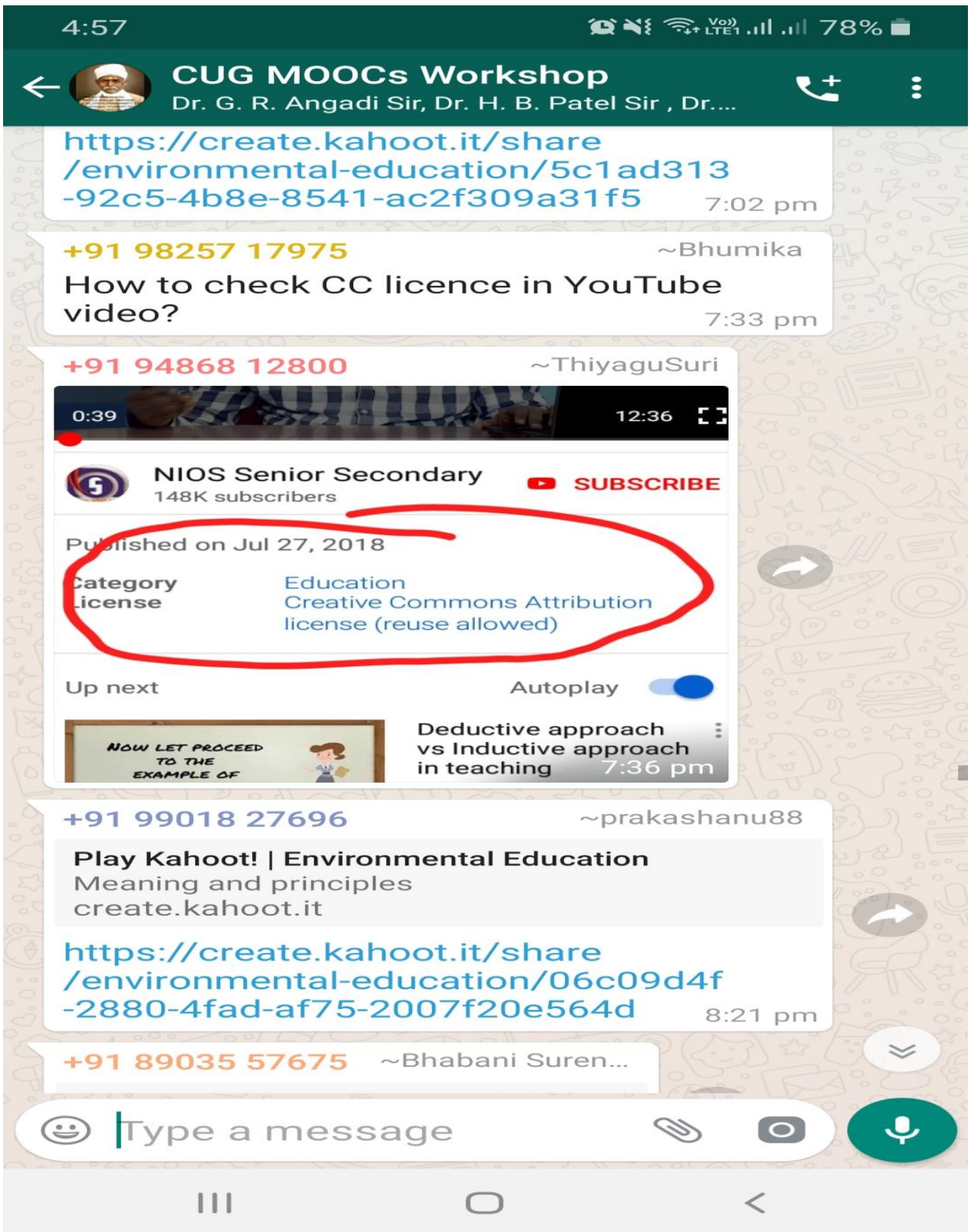
Participants shared their 1st day learned things



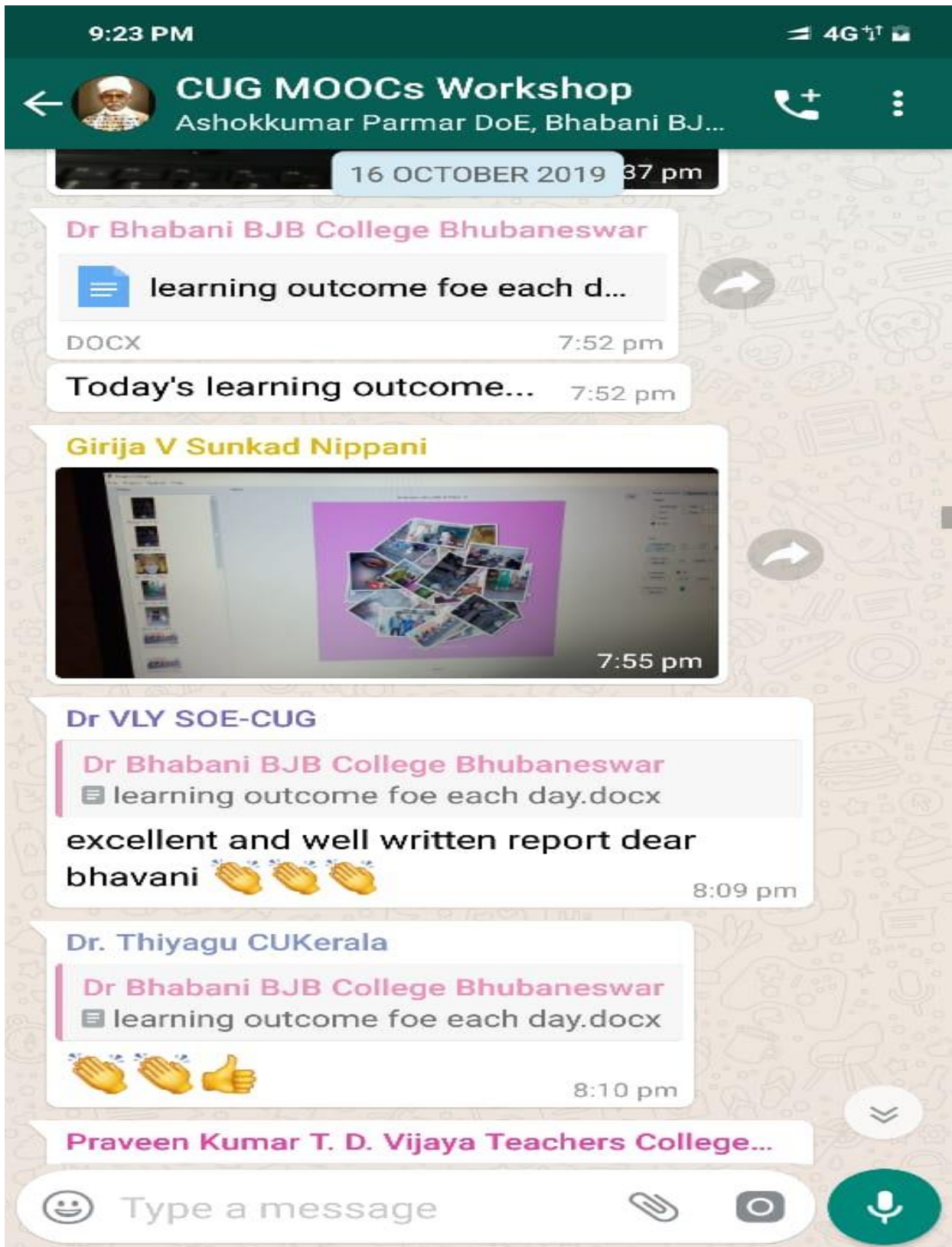
Participants interacting with Prof. K. Srinivas in 1st Day



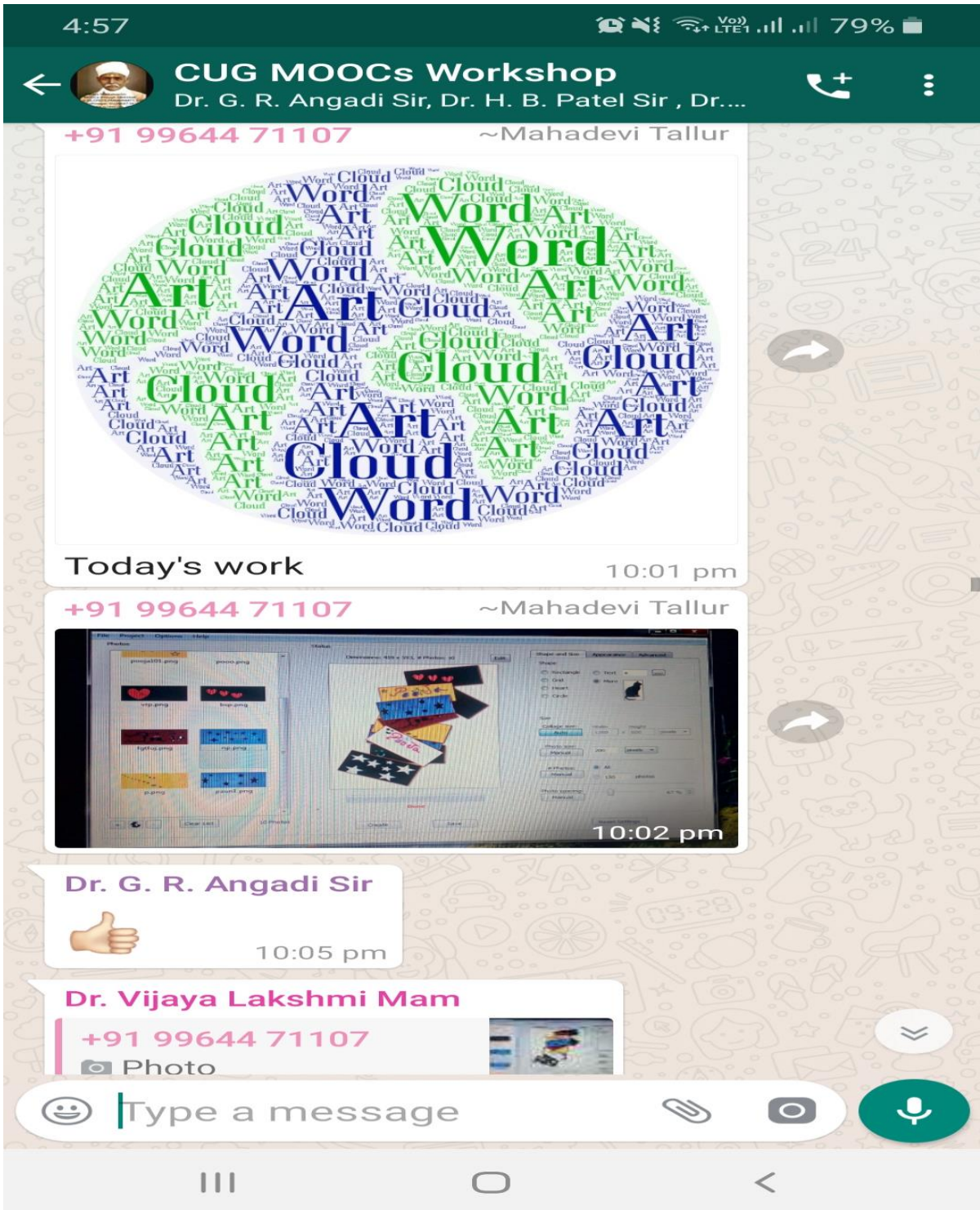
Participants shared their 2nd day learned things



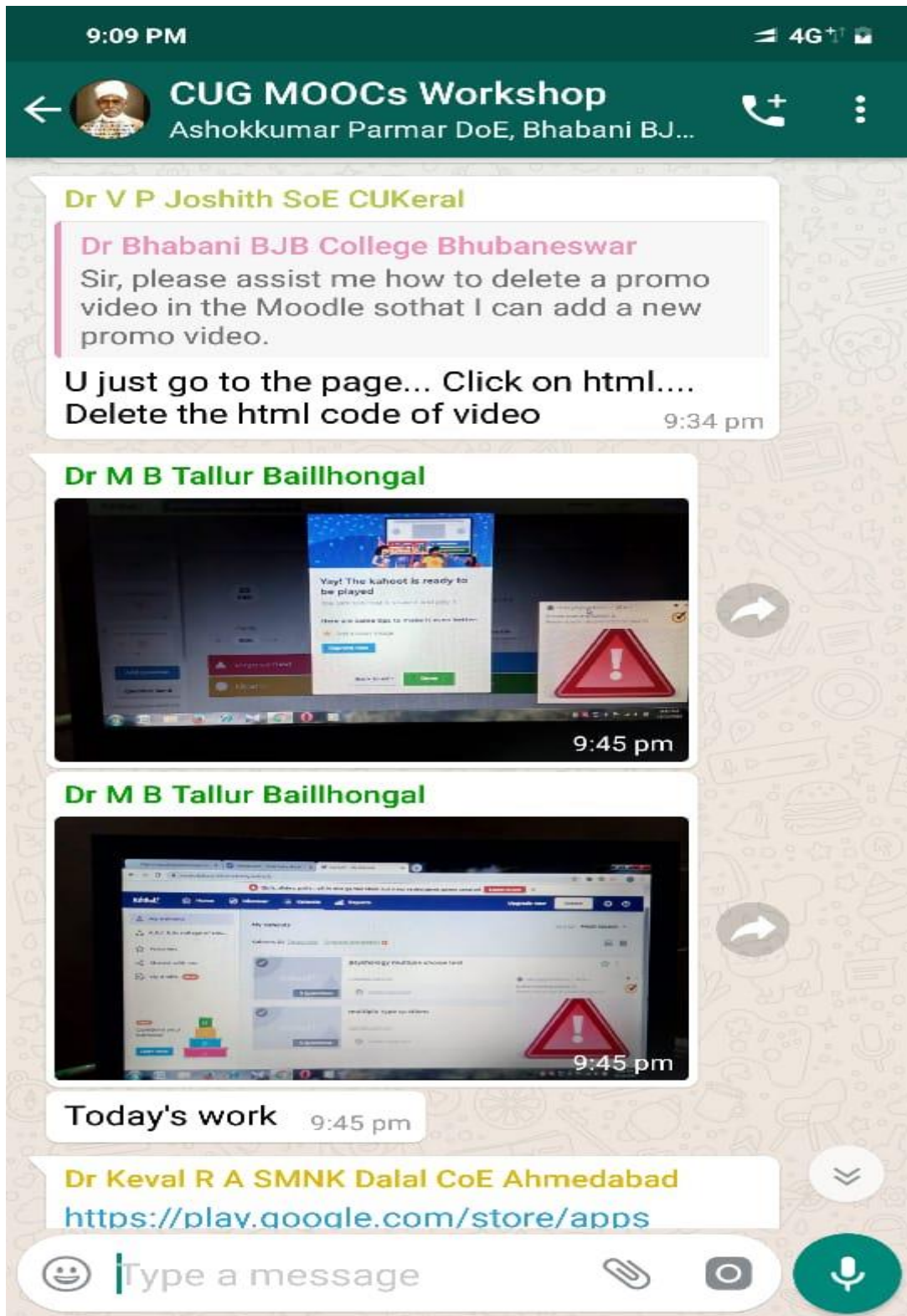
Participants shared their 2nd day learned things



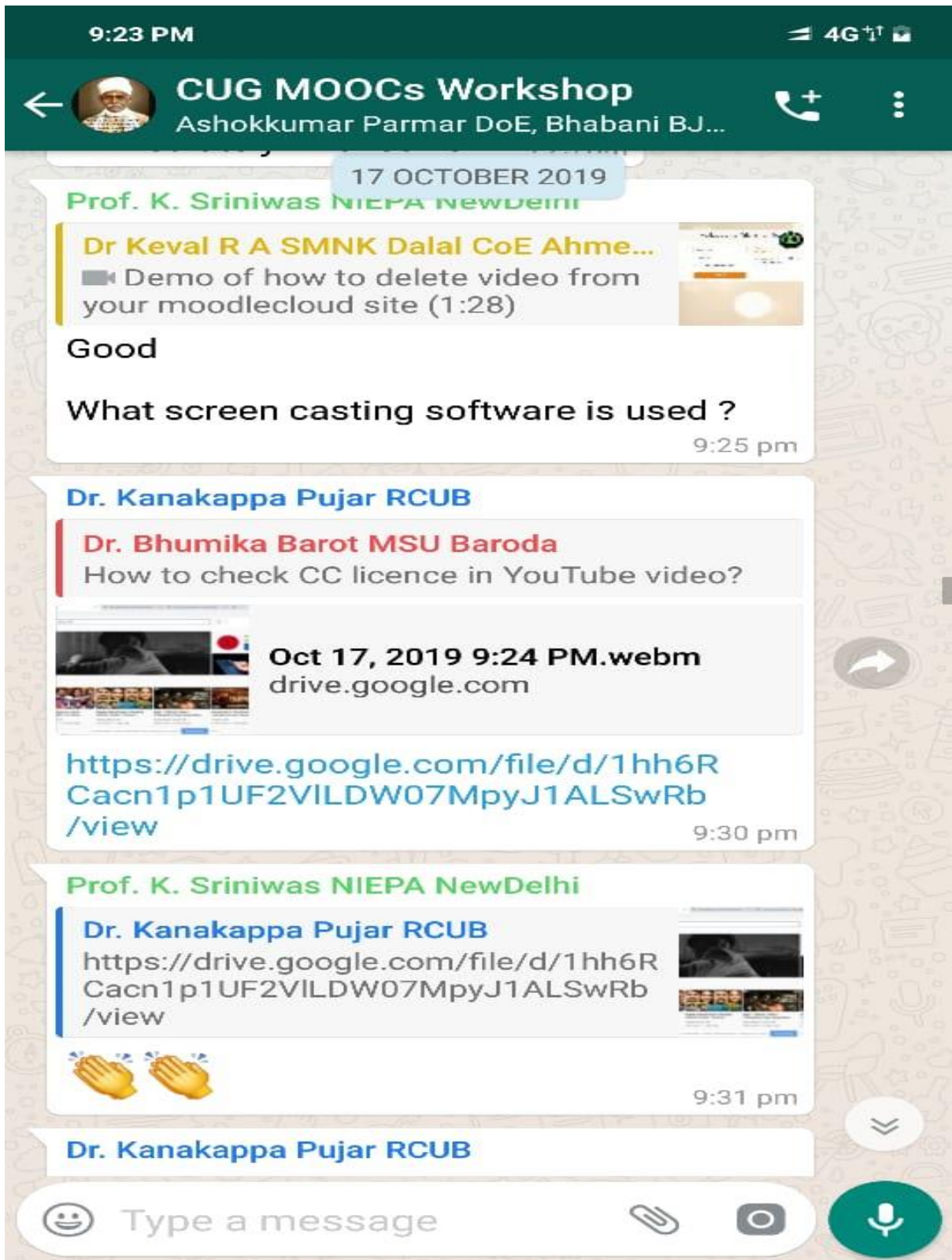
Participants shared their 3rd day learned things



Participants shared their 3rd day learned things



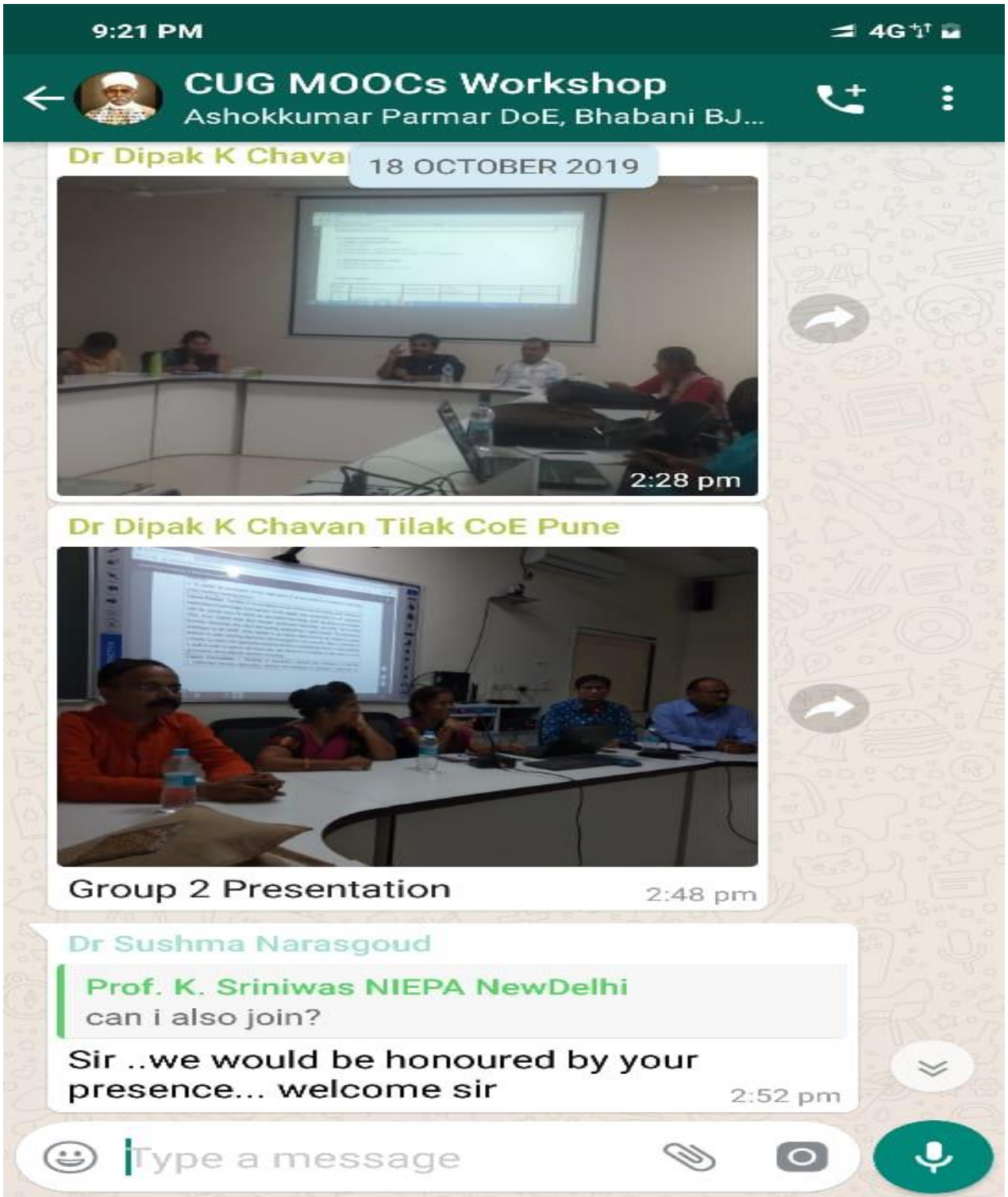
Participants shared their 4th day learned things



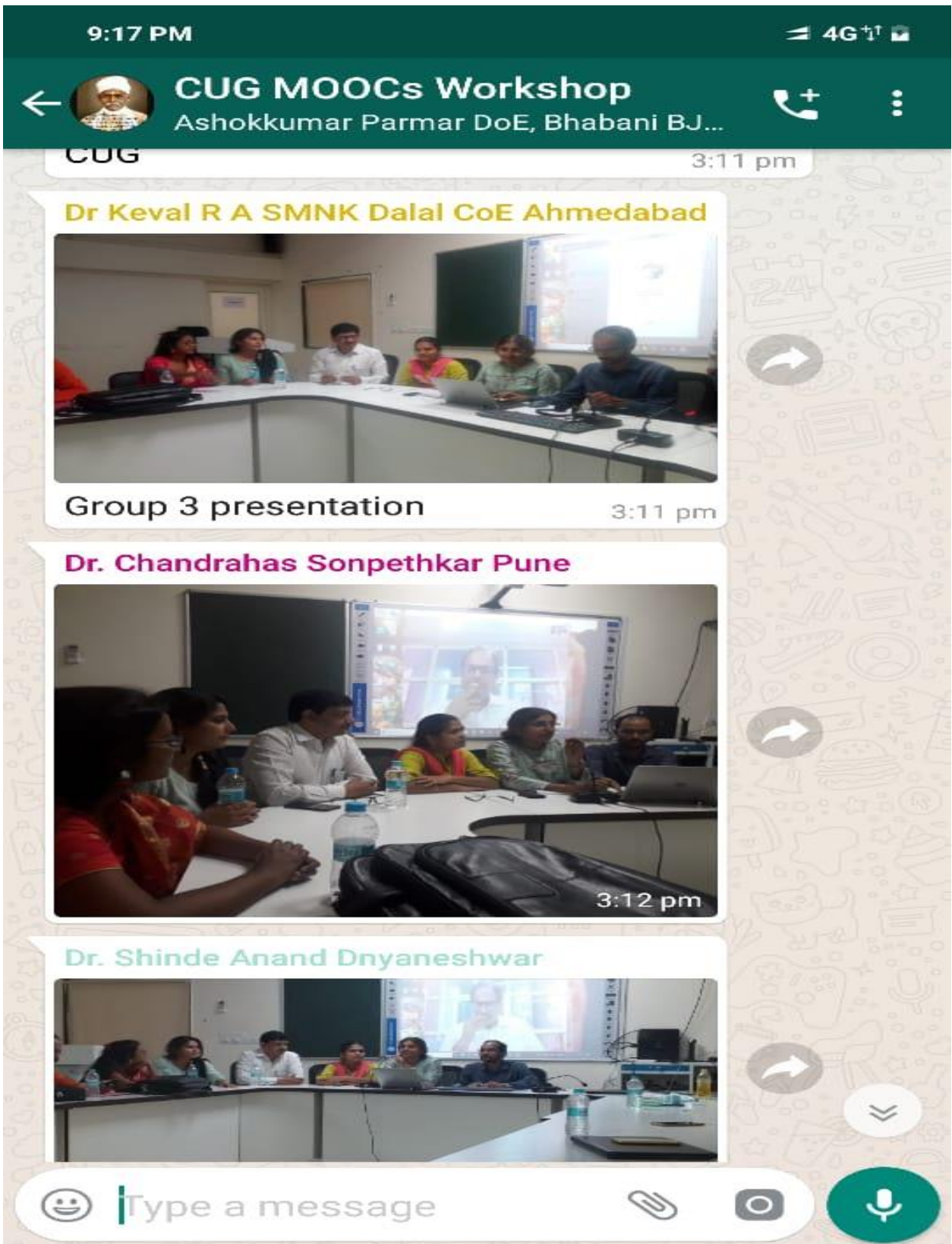
Participants shared their 4th day learned things



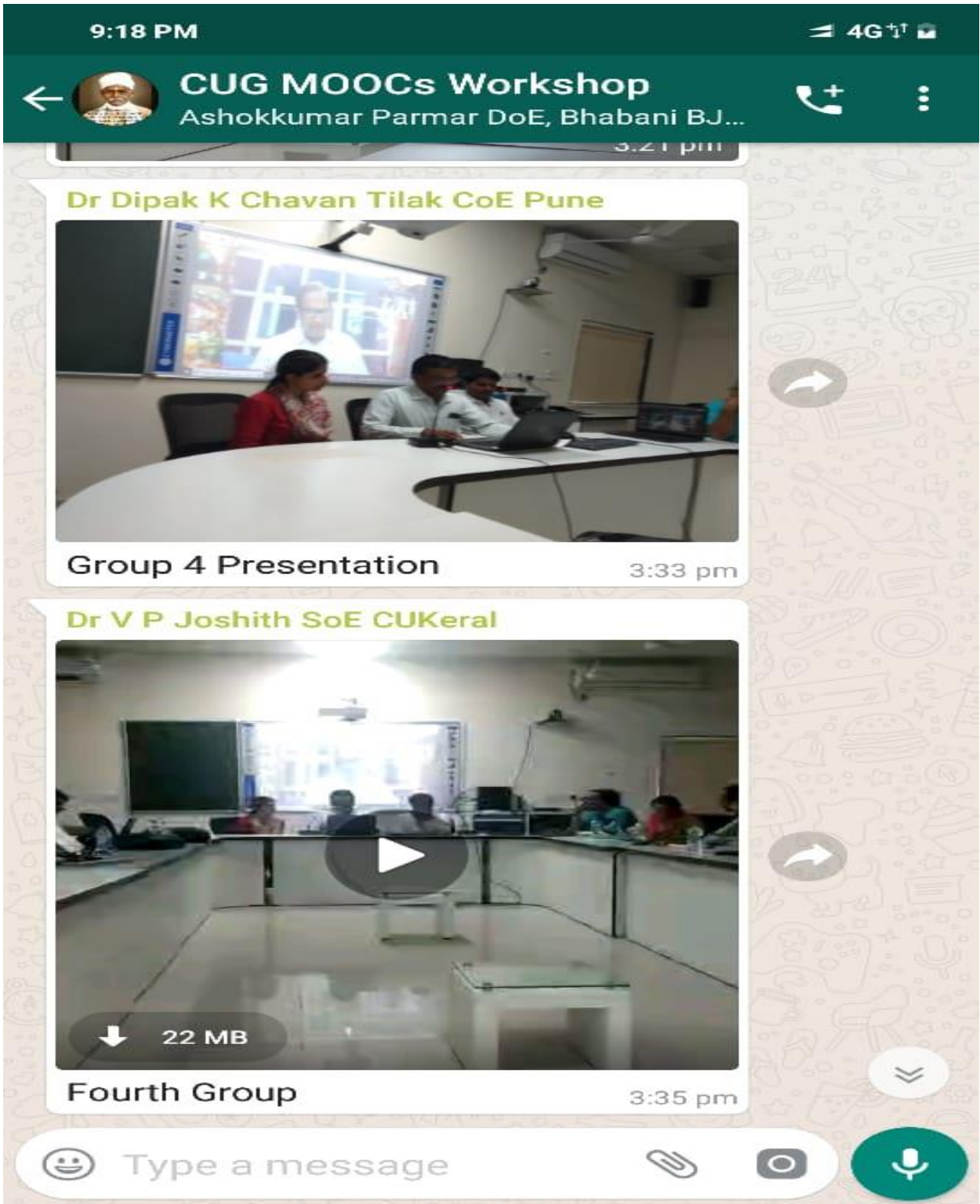
Participants Group Activities Presentation on 5th day, Dr V P Joshith & Dr G R Angadi observing and interacting with the presenter, mean while Prof. K. Srinvas asked to join in presentation interaction via Skype, immediately workshop convener Dr G R Angadi arranged the Skype interaction & welcomed Prof. K. Srinvas to the session via Skype



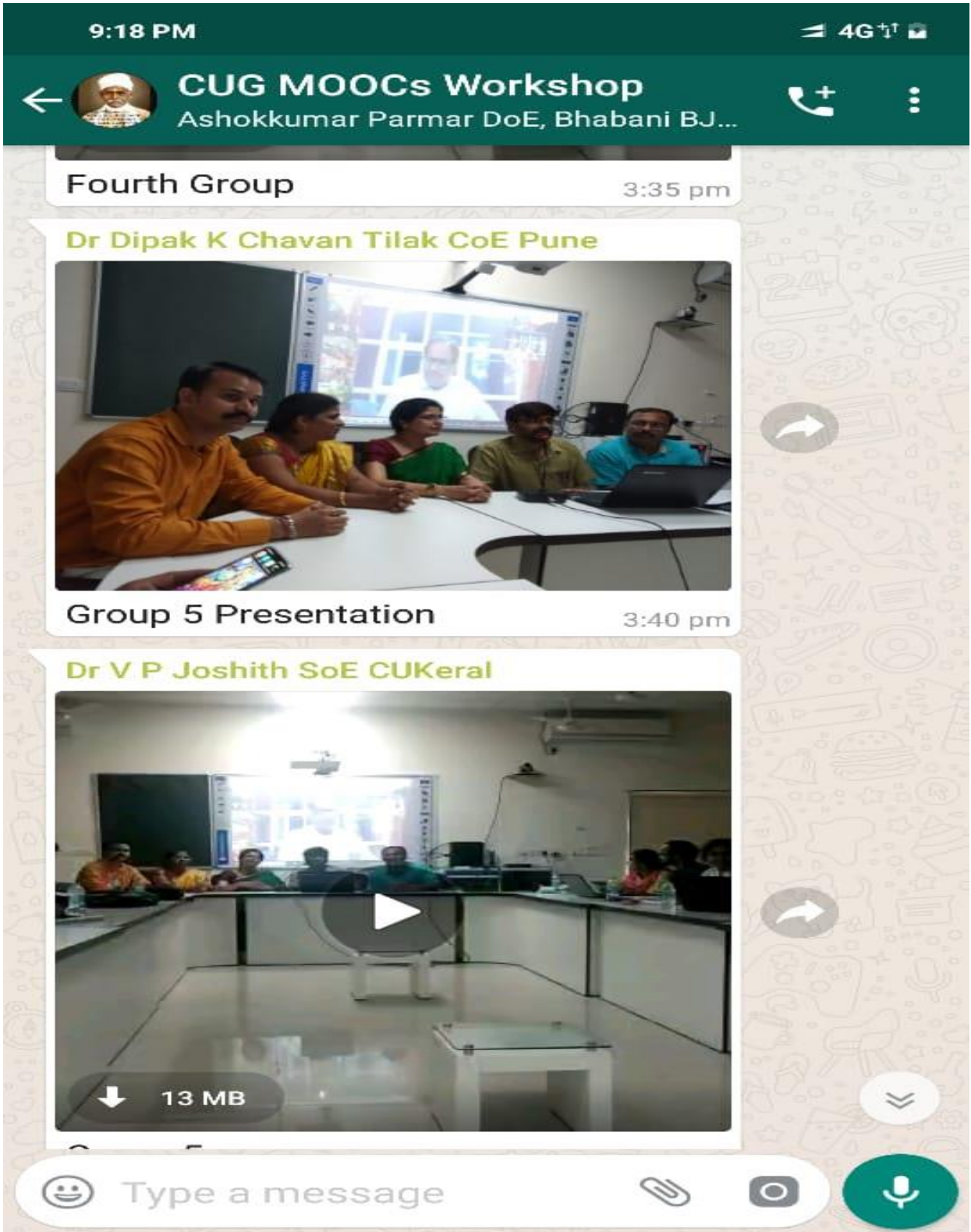
Participants Group Activities Presentation on 5th day, Prof. K. Srinivas, Dr V P Joshith & Dr G R Angadi observing and interacting with the presenter



Participants Group Activities Presentation on 5th day, Prof. K. Srinvas observing and interacting with the participants via Skype from New Delhi



Participants Group Activities Presentation on 5th day, Prof. K. Srinvas observing and interacting with the participants via Skype from New Delhi



Participants Group Activities Presentation on 5th day, Prof. K. Srinvas observing and interacting with the participants via Skype from New Delhi

4:58

VoWiFi LTE1 78%



CUG MOOCs Workshop

Dr. G. R. Angadi Sir, Dr. H. B. Patel Sir , Dr....



promo video.

https://drive.google.com/file/d/18anWW_F1rcb3HEUCA7FX1LclgJZSrTUv/view

11:47 pm

this about how to remove video or any uploaded content from moodle portal

11:48 pm

+91 94806 45469 ~ರಮೇಶ ಯಾನಮ...

SCHOOL OF EDUCATION
CENTRAL UNIVERSITY OF GUJARAT, SECTOR-26, GANDHINAGAR-382030
Panch Mahan Mahan National Mission on Teachers and Teaching (PMMNMTT)
Centre for Professional Development of Teacher Education
5-DAYS (ONE WEEK) WORKSHOP ON MOOCs THROUGH SWAYAM
(18-22, 10, October, 2019)
Sample Format for Developing a 4 Weeks MOOCs Course

Course Details: _____ Group -B
Course Name: Action Research
Subject Name: Action Research

PDF MOOC Developmen...

3 pages • 40 kB • PDF 11:50 pm

+91 94806 45469 ~ರಮೇಶ ಯಾನಮಶೆಟ್ಟಿಗುಳೇದ...

~~This message was deleted~~

11:50 pm

+91 99018 27696 ~prakashanu88

https://drive.google.com/file/d/1mev_KLVIU5qemSTuNs6wIN5cQJasi7dxR/view

11:50 pm

Screencastify this application Video saved in above google drive link

11:52 pm

Practice 11:52 pm

18 OCTOBER 2019

+91 99646 29452 ~ನನ್ನಪ್ಪಾ... 😊 🙏 ...

Type a message



4:58

VoLTE LTE1 78%

Ringtone

CUG MOOCs Workshop

Dr. G. R. Angadi Sir, Dr. H. B. Patel Sir, Dr...



1:42

Group 5

3:43 pm


+91 94868 12800 ~ThiyaguSuri



4:00 pm

+91 98507 42304

~Dipak Chavan Sir



Valedictory function

5:17 pm

Type a message



Participant Reflective Journal of the workshop

Dr. Praveen Kumar T.D.

Assistant Professor, Vijaya Teachers College (CTE), 30th Cross 11th Main, Jayanagar

4th Block, Bangalore-560011M: 9964629452 Email: praviedu2011@gmail.com

Day	Date	Resource Person	Topic Covered	Reflection
5	18/10/19	Dr. P.V. Joshith	Add Activities in MOODLE	<ul style="list-style-type: none">• Today the activities extended based on the previous day. The day was quite good but active participation was not satisfactory because of our seating arrangement. This happened because of the university programs but also Joshith sir try to lead the groups and transacted well.• By the Some unexpected inconvenience, we lost something new ideas what we intended to learn on the day such as blue bin and other but resource persons said that you all are free to ask at any time that's satisfies our learning hungry.• Today I gained knowledge about how to add the different activities in moodle. I was very much involved and learned many things.• The last day was presentation day. Preparation was to be made with collaboration but there was a lack in the group. Finally, we presented and got good feedback and appreciation.• I was very much happy about our presentation because we presented in front of Prof. Srinivas sir and Dr. V.P. Joshith sir but we missed another resource person Dr. Thiyagu sir.• Totally I enjoyed the learning in

				<p>all five days. I started to adopt what I have learned in the workshop.</p> <ul style="list-style-type: none"> • Thanks to Dr. Angadi sir and the team for giving such a nice opportunity to gain knowledge and step forward in digital initiatives in our Teaching and Learning sessions. • After the valedictory program, we did not have a mood to leave that place but have to go back to Pavillion so we left with more expectations from the department. Once again thanks to all.
4	17/10/19		<p>1.Course Plan Execution on Swayam portal 2.Financial assistance 3. Comparision on online course portals of India and Abroad 4. Creation Moodle, Format of the front page, add courses and add users.</p>	<ul style="list-style-type: none"> • The first thing which I want to say is “Don’t plan for only the purpose of your college; better you have aimed at my course will approve by SWAYAM” thank you for setting our goal, sir. Soon after definitely I will achieve sir. • Today’s session gave us a bird view of reality about online courses in the world. • By comparing with the abroad LMS platform, I came to know that our reaching goal is too far but if we work promptly its not a tough job. • Applying for course, getting concern letters from the university and it is important, the responsibility of Course Coordinator pieces of information opened my eyes. With this information, I came to know that what all are the measure should take before launching the course. • The theoretical information we can get by the internet but the way of convincing the information to the audience it was a great experience. • After each presentation sir gave a chance to raise the questions

				<p>and sir gave clear response for that. Without any hesitation, we asked lots of questions after that also sir bring us to proper track with the continuation of today's topics. Thank you, sir.</p> <ul style="list-style-type: none"> • Everyone eagerly waiting to listen to the information about MOODLE installation. After the lunch session we completely familiar with having our own moodle platform and course design, adding students were so clear. • Sir explains the stage by stage and gave time for hands-on experience. Today also there was complete hands-on experience session. • Sir, I personally felt that now I was very much confident using the Moodle platform. I Prepared my next semester plan also. • In between the course, sir conducted one quiz through KAHOOT. Each and every one enjoyed a lot. It was the motivation to involve in the next session. • I was using moodle but I have a little bit of confusion but it was cleared with you. You the true inspiration for me to launch the course. • Totally today's session was informative, explorative, elaborative and creative. Thank you Joshith sir from my bottom.
3	16/10/19		<p>Tools... Shape Collage Word Art Storyboard that Assesment... Plickers Video record... Presentation tube Convention...</p>	<ul style="list-style-type: none"> • The first thought of today's class is "Class ends with Q and the next Class starts with Q. The actual constructivism technique I identified. Because yesterday's theory learning of Socrative continues in today's practical class. Because it helps to build a rapport with learners.

			<p>Hipdf Sodapdf Icecreamapps Image dworld. Pixabay Google Tricks, Paid software downloading, Video upload and delet in youtube, License Video, CCO, Web generations</p>	<ul style="list-style-type: none"> • Before the lunch session, we learned Shape collage, word art, storyboard, pickers, Hipdf, pixabay, Presentation tube with hands-on experience. Always experiential learning will give good understanding so I experienced it today also. • By using these apps/software we completely engage our students in our class. While learning sessions somewhere we struck and we raised our questions but finally, we convince with resource persons justifiable answer. Thank you, sir, for your great patience. • When our co-participants ask a simple question I felt why they asking this but I recalled my classroom same situation and I laughed with continuing my work. I came to know that learning about ICT tools, making notes is very much is in the spot but meanwhile the incorporation of the same tools we have to work hard and definitely “Practice make a man perfect”. • In the post-lunch session, sir engaged our self with the funny game which was not aware of that. Its again attracted our mind and motivated me to some more thing to learn in the next session. • One of the major tools which help us to prepare the video about the Course D3 was amazing. We always use to present PPT but here it was a look like a regular class. The technique was awesome. We enjoyed while creating video and more than that we were curious about to know how to delete our video because its a practice session video And also
--	--	--	---	---

				<p>its doesn't have the mantra's of video making "What, What extent and How". now we are confident to create a video with PPT to our class.</p> <ul style="list-style-type: none"> • When Thiyagu sir told you can go to your room and prepare the good video then everybody said....Ufffff this is what happens when we give assignment questions to write in the classroom. We were there as obedient students. • Important is the conversion of the files. After the learning of the Hipdf, everybody went to their classroom and started to think about how we can make use of this in the regular class. We are grateful to you sir. • The last difference between different Web generation information gives a complete knowledge of webs. • Personally in these two days what I learned some apps were previously I was familiar but more than that I have learned more new apps and software. I added may Arrow in my quiver. So eagerly waiting for reopening of the college to practice and implement. • Thank you for the informative session Thiyagu sir and Department of Education, CUG.
2	15/10/19	Dr. K. Thiyagu	<p>Mobile Apps for MOOC</p> <ol style="list-style-type: none"> 1. Discussion Forum - Mentimeter, Nearpad, Padlet, Flipgrid, Poleverywhere 2. Assesment Quizizz, Socrative AR/VR 	<ul style="list-style-type: none"> • In yesterday's session Srinivas sir told while learning we have to enjoy, that actually happens today and it not mean we did not enjoy yesterday. This is the continuation of learning by enjoying the policy. • The session continues with three dimensions of demonstration - Motivation, Participation, and Creation. • Motivation leads the learner to

			<ul style="list-style-type: none"> • Anatomy 4d •so on 	<p>more active in the session and Participation is while sir giving demonstration we act as students and eagerly attempted all the events full of enthusiastic. While creating we applied our learnings and checked outcomes also. It was completely Hands-on Experience.</p> <ul style="list-style-type: none"> • Personally I get an idea about how we can make use of these discussion forum apps on the MOODLE. • Unknowingly we all become like students in the time of exploring the apps. There were many questions was raised. The patience of the Resource Persons has to be learned by all. • I experience some online courses but I was not aware about how they have added many varieties of discussion and assessment apps but now today by the resource persons theoretical and as well as a practical demonstration I came to know those unknown things. • Finally the second day everybody came out of the hall with a big smile on the face. It indicates that the participants enjoyed a lot this session with complete Hands-on experience.
1	14/10/19	Prof. K. Srinivas	<ul style="list-style-type: none"> • Digital initiative, • SWAYAN Ecosystem • 4 Quadrants, • OER, • D3 & R5 	<ul style="list-style-type: none"> • I was aware of the word SWAYAM but listening to the background of SWAYAM and Digital initiatives of GoI helps me to extend myself with greater exposure in the swayam. According to the official informative information, I have gained. It will help me in the future. • Before creating the course on SWAYAM platform the developer has to be more

				<p>knowledgeable about the Ecosystem of SWAYAM by knowing this I can move further in the D3 (Design, Develop & Deliver).</p> <ul style="list-style-type: none"> • The course should have 4Q that to know by sirs' lecture cum demonstration. By gaining the knowledge of 4Q I came to know that without group collaborative work it can not be completed. So I have planned for our four-week course. • The major this was the shared materials by the sir will help us to get more knowledge on SWAYAM, Course Creation, Development and further readings. • Finally, one who is beginners in the SWAYAM information that the learner has to know this all is the information. By sir talk, I understand that the basic or foundational things for SWAYAM.
--	--	--	--	---



ગુજરાત કેન્દ્રીય વિશ્વવિદ્યાલય
CENTRAL UNIVERSITY OF GUJARAT

(Established by an Act of Parliament of India, No 25 of 2009)

SECTOR-29, GANDHINAGAR-382030

SCHOOL OF EDUCATION,

5-DAYS (ONE WEEK) WORKSHOP ON MOOCs THROUGH SWAYAM

(14th Oct. to 18th Oct. 2019)

under the Scheme Pandit Madan Mohan Malaviya National Mission on Teachers and Teaching (PMMMNMTT),

Under the Centre for Professional Development of Teacher Educators (CPDTE)



FEEDBACK FORM

Please respond to the following statements by using the 4-point rating scale to indicate the extent to which you strongly-agree, Agree, Disagree, Strongly-disagree with each statement.

Please check (✓) the appropriate box.

(4- Strongly -agree, 3- Agree, 2-Disagree&1- Strongly-disagree)

Sl.No.	Statements	4	3	2	1
A	Content				
1	Workshop information in brochure clearly stated (objectives, target-group, activities, things to be carried, contact info. etc.) and met.				
2	Pre-workshop activities are clearly described and met.				
3	Schedule for each topics, activities, presentation are appropriate.				
4	Clarity of instructions for hands on experiences and activities are effectively and clearly demonstrated.				
5	Workshop content matches its objectives and met our expectation.				
B	Activities				
1	Instructions were clear and materials provided are useful.				
2	Workshop helped to develop understanding the concepts of MOOCs and SWAYAM.				
3	Gives clear directions for group work and other forms of activity.				
4	Relates course content uses a variety of methods to explain or illustrate practical applications.				
5	Provides sufficient orientation and direct instruction at an appropriate level effectively.				
6	Demonstrates flexibility in responding to participants' needs, concerns or interests.				
7	Helped to develop new skills in course design, develop and deliver.				
8	This workshop increased my knowledge, understanding and skills in MOOCs and SWAYAM.				
9	The workshop raised awareness to the challenges of MOOC design.				
10	Workshop was valuable for structuring my thoughts and content on MOOCs.				
C	General				
1	Workshop was well organized.				
2	Hospitality (Accommodation, Food, etc.) was good.				
3	Actively and comfortably learned the things in the 5 days' workshop.				
4	Workshop was useful for me as a teacher educator in design, develop and deliver the MOOCs through SWAYAM platform.				
5	How would you rate this workshop? (Excellent, Very Good, Good, Satisfactory, Improvement needed)				

Suggestions if any for improving workshop:

.....

.....

.....

.....

.....

.....

Date:

Signature and Name of the Participant

Sample Certificates



गुजरात केन्द्रीय विश्वविद्यालय
CENTRAL UNIVERSITY OF GUJARAT
(Established by an Act of Parliament of India, No 25 of 2009)



CERTIFICATE

This is presented to Dr. Keval Ravindrabhai Andharia, Assistant Professor, SMNK Dalal Education College for Women, Ahmedabad (GJ) for participating in the 5 Days (One Week) National Workshop on "MOOCs through SWAYAM" organised by School of Education under the Centre for Professional Development of Teacher Educators (CPDTE), Pandit Madan Mohan Malaviya National Mission on Teachers and Teaching (PMMNMTT) scheme at Central University of Gujarat, Sector-29, Gandhinagar-382030 during 14th to 18th October 2019.

Workshop Co-convener
(Dr. J. N. Amin)

Workshop Convener &
Project Coordinator
(Dr. G. R. Angadi)

Project Director (I/C)



गुजरात केन्द्रीय विश्वविद्यालय
CENTRAL UNIVERSITY OF GUJARAT
(Established by an Act of Parliament of India, No 25 of 2009)



CERTIFICATE

This is presented to **Mr. Varinder Singh, Research Scholar (PhD), School of Education, Central University of Gujarat** for Rendering His Service as Volunteer in the 5 Days (One Week) National Workshop on “MOOCs through SWAYAM” organised by School of Education under the Centre for Professional Development of Teacher Educators (CPDTE), Pandit Madan Mohan Malaviya National Mission on Teachers and Teaching (PMMNMTT) scheme at Central University of Gujarat, Sector-29, Gandhinagar-382030 during 14th to 18th October 2019.

Workshop Co-convener
(Dr. J. N. Amin)

Workshop Convener &
Project Coordinator
(Dr. G. R. Angadi)

Project Director (I/C)