

Analysis of throughput over 25 years

Penny Bonnett, *Assistant Editor, Health Information and Libraries Journal*

Number and type of published articles

This section looks at the actual number of published articles for each year from 1984 to 2008.

Figure 1 refers only to published articles—review articles, original articles and brief communications. It does not include either editorials or columns/regular features.

Over the years 2003–2008 theme issues have been published as sponsored supplements, two supplements in 2004 and 2005 one for each of the other years. This accounts for the higher number of articles in these years.

This special 25th Anniversary supplement contains more short contributions than would normally be found in an ordinary supplement, giving an unusually high total for 2008.

Number of published articles from the UK and elsewhere

From the outset the journal was intended to be international in scope.¹

Figure 2 shows the growth in articles originating from outside the UK.

Figures 3–5 show the increasing number of articles from outside the UK and also the increasing number of contributing countries.

Summary of published articles and authors' backgrounds 1984–2008

Under its original title *Health Libraries Review* the journal was seen as an organ for medical, health and welfare librarians. Its original aim was:

To provide a forum for the exchange of ideas and information and to publish original material reflecting current practice and new developments within the field.

As can be seen from Fig. 6 in the early years articles were primarily received from health care librarians working in the National Health Service (NHS) or higher education with a few from the voluntary sector, library schools, international

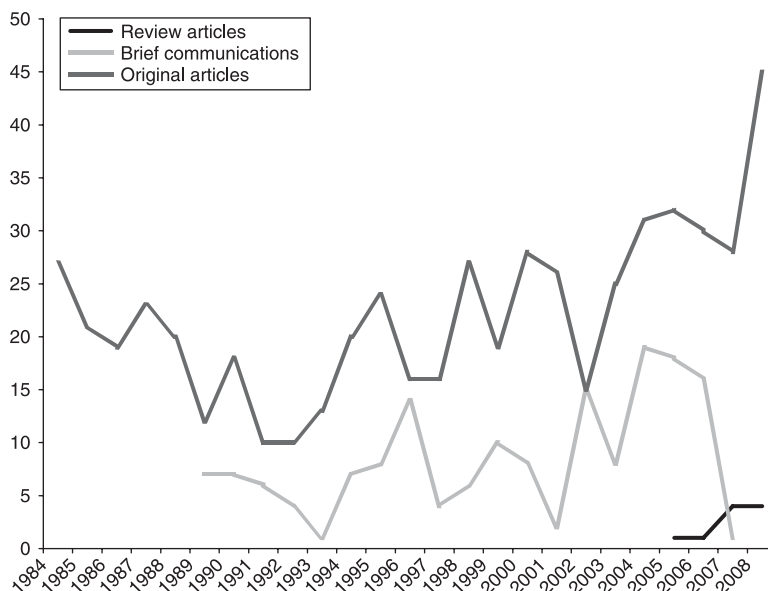


Figure 1 Published articles 1984–2008

Correspondence: pabonnett@tiscali.co.uk

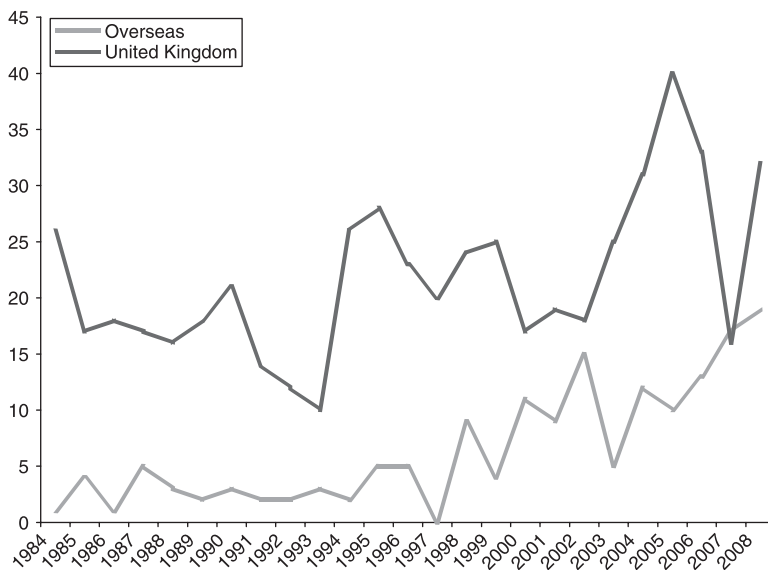


Figure 2 Articles from the UK and overseas 1984–2008

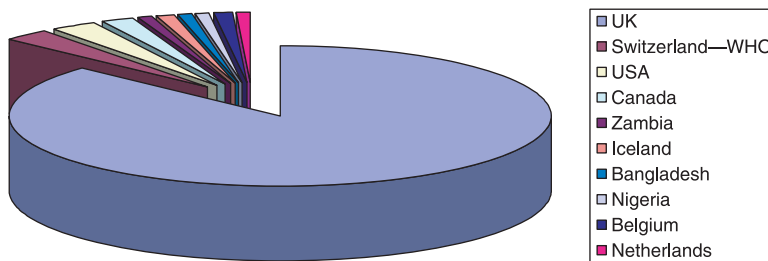


Figure 3 Articles published by country 1984–1988

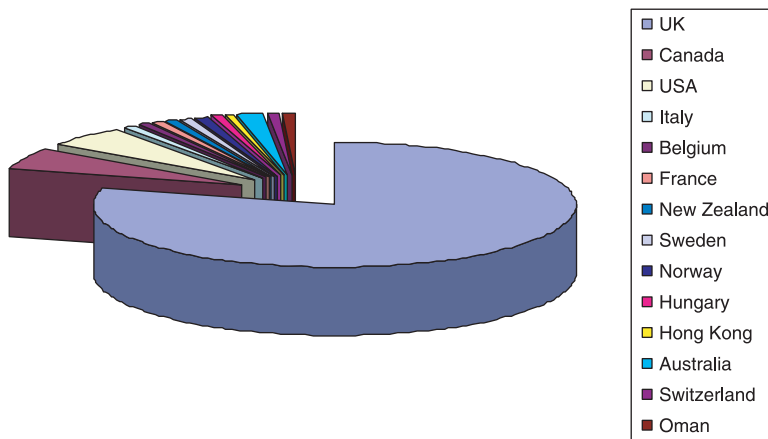


Figure 4 Articles published by country 1992–1996

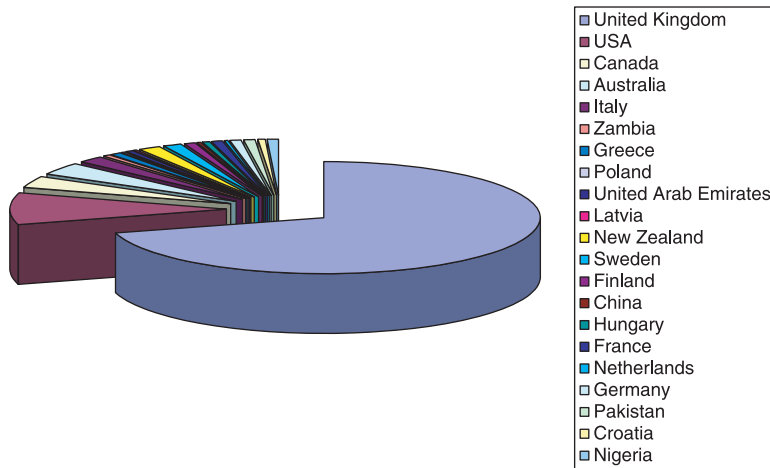


Figure 5 Articles published by country 2003–2008

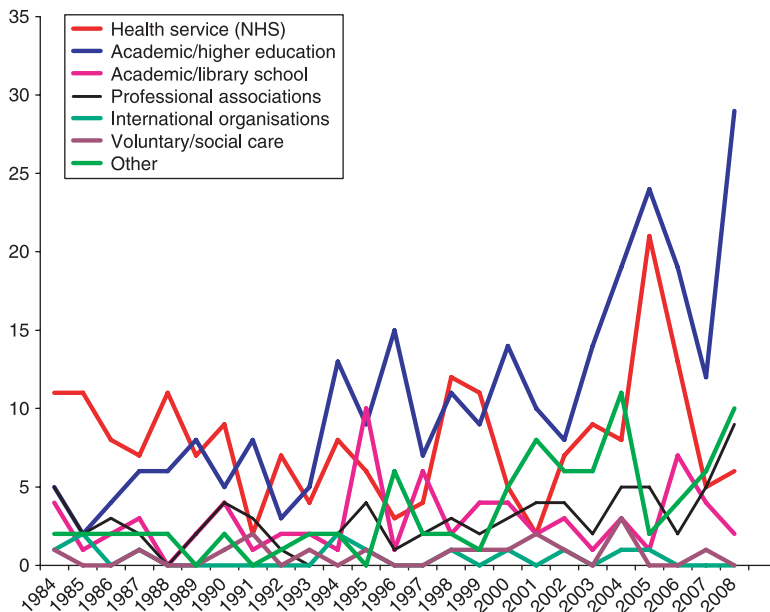


Figure 6 Published papers by sector source

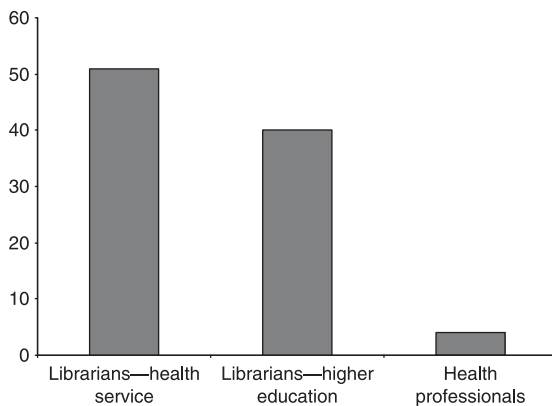


Figure 7 Authors by professional sector 1984–1988

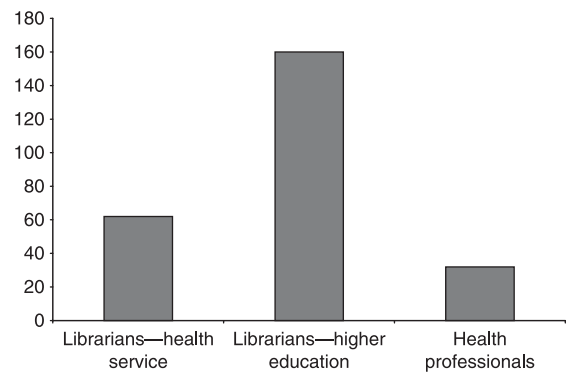


Figure 8 Authors by professional sector 2003–2008

organizations and professional associations. The early years show more articles from the National Health Service than from higher education. In later years this trend is reversed with more articles also being received under the 'other' category (i.e. non-librarians).

Over the years 1984–2008 barriers between disciplines have broken down. The change of title in 2001 reflected this and this has been accompanied by not only a broader range of articles but also by an authorship from a wider range of professional sectors.

Figure 7 shows the number of authors from three broad professional sectors represented in the early years (1984–1988). Figure 8 shows the same

three professional sectors in the later years (2003–2008). It should be noted that these sectors are very broad but are given to illustrate the changing publishing patterns.

Like our readers, the Editorial Team will look forward to seeing how these patterns develop over the next 25 years.

Conflicts of interest

PB has declared no conflicts.

Reference

- 1 Godbolt, S. Editorial—1989 changes. *Health Libraries Review* 1989, **6**, 1–2.