



FINANCIAL
PRODUCTS
DISTRIBUTORS
NETWORK

AASA Artha Vriksha



Scheme Wise - Valuation Report As on Date : 31-03-2022

Manohar N										Your Relationship Handler									
Address	: D-4,Aiish,Staff Quarters,Manasagangothri									Name	: AASA Artha Vriksha								
City	: Mysore									Res-Address	: NO.2637, FL NO A-6, DAKSHINA KASHI APT,2ND MAIN ROAD, V. V. MOHALLAMYSORE								
Pincode	: 570006									City	: Mysore								
E-Mail	: manu.aiish@gmail.com									Pincode	: 570002								
Mobile	: 9900206045									Mobile	: 9886269157								
										E-Mail	: aasawealth@gmail.com								

Sr. No	Investor	UCC	ISIN	Folio No	Date	Sub Type	Amount (Rs.)	Div.Reinv (Rs.)	NAV (Rs.)	No Of Unit	NAV Date	Trn Days	Current NAV (Rs.)	Current Value (Rs.)	Div R (Rs.)	Div P (Rs.)	Total (Rs.)	Annualized Return (%)	Abs. Return(%)
Aditya Birla Sun Life Tax Relief 96 Fund - Gr																			
1	Manohar N	141150	INF209K01108	*1017403973	29-10-2018	ELSS	3,000.00	-	28.5600	105.042	31-03-2022	1249	40.2300	4,225.84	-	-	4,225.84	10.53	40.86
2	Manohar N	141150	INF209K01108	*1017403973	28-11-2018	ELSS	3,000.00	-	30.0100	99.967	31-03-2022	1219	40.2300	4,021.67	-	-	4,021.67	9.17	34.06
3	Manohar N	141150	INF209K01108	*1017403973	28-12-2018	ELSS	3,000.00	-	30.7600	97.529	31-03-2022	1189	40.2300	3,923.59	-	-	3,923.59	8.59	30.79
4	Manohar N	141150	INF209K01108	*1017403973	28-01-2019	ELSS	3,000.00	-	29.8900	100.368	31-03-2022	1158	40.2300	4,037.80	-	-	4,037.80	9.82	34.59
5	Manohar N	141150	INF209K01108	*1017403973	28-02-2019	ELSS	3,000.00	-	29.9900	100.033	31-03-2022	1127	40.2300	4,024.33	-	-	4,024.33	9.98	34.14
6	Manohar N	141150	INF209K01108	*1017403973	28-03-2019	ELSS	3,000.00	-	31.5300	95.147	31-03-2022	1099	40.2300	3,827.76	-	-	3,827.76	8.43	27.59
7	Manohar N	141150	INF209K01108	*1017403973	30-04-2019	ELSS	3,000.00	-	31.5800	94.997	31-03-2022	1066	40.2300	3,821.73	-	-	3,821.73	8.64	27.39
8	Manohar N	141150	INF209K01108	*1017403973	28-05-2019	ELSS	3,000.00	-	31.7900	94.369	31-03-2022	1038	40.2300	3,796.46	-	-	3,796.46	8.63	26.55
9	Manohar N	141150	INF209K01108	*1017403973	28-06-2019	ELSS	3,000.00	-	30.9900	96.805	31-03-2022	1007	40.2300	3,894.47	-	-	3,894.47	9.92	29.82
10	Manohar N	141150	INF209K01108	*1017403973	29-07-2019	ELSS	3,000.00	-	29.1800	102.810	31-03-2022	976	40.2300	4,136.05	-	-	4,136.05	12.76	37.87
11	Manohar N	141150	INF209K01108	*1017403973	28-08-2019	ELSS	3,000.00	-	28.7400	104.384	31-03-2022	946	40.2300	4,199.37	-	-	4,199.37	13.86	39.98
12	Manohar N	141150	INF209K01108	*1017403973	30-09-2019	ELSS	3,000.00	-	30.3700	98.782	31-03-2022	913	40.2300	3,974.00	-	-	3,974.00	11.90	32.47
13	Manohar N	141150	INF209K01108	*1017403973	29-10-2019	ELSS	3,000.00	-	31.6100	94.907	31-03-2022	884	40.2300	3,818.11	-	-	3,818.11	10.47	27.27
14	Manohar N	141150	INF209K01108	*1017403973	28-11-2019	ELSS	3,000.00	-	32.3000	92.879	31-03-2022	854	40.2300	3,736.52	-	-	3,736.52	9.84	24.55
15	Manohar N	141150	INF209K01108	*1017403973	30-12-2019	ELSS	3,000.00	-	32.3400	92.764	31-03-2022	822	40.2300	3,731.90	-	-	3,731.90	10.18	24.40
16	Manohar N	141150	INF209K01108	*1017403973	28-01-2020	ELSS	3,000.00	-	32.8800	91.241	31-03-2022	793	40.2300	3,670.63	-	-	3,670.63	9.73	22.35
17	Manohar N	141150	INF209K01108	*1017403973	28-02-2020	ELSS	3,000.00	-	31.3900	95.572	31-03-2022	762	40.2300	3,844.86	-	-	3,844.86	12.62	28.16
18	Manohar N	141150	INF209K01108	*1017403973	30-03-2020	ELSS	3,000.00	-	24.0200	124.896	31-03-2022	731	40.2300	5,024.57	-	-	5,024.57	29.37	67.49



FINANCIAL
PRODUCTS
DISTRIBUTORS
NETWORK

AASA Artha Vriksha



Sr. No	Investor	UCC	ISIN	Folio No	Date	Sub Type	Amount (Rs.)	Div.Reinv (Rs.)	NAV (Rs.)	No Of Unit	NAV Date	Trn Days	Current NAV (Rs.)	Current Value (Rs.)	Div R (Rs.)	Div P (Rs.)	Total (Rs.)	Annualized Return (%)	Abs. Return(%)
19	Manohar N	141150	INF209K01108	*1017403973	28-04-2020	ELSS	3,000.00	-	27.3200	109.810	31-03-2022	702	40.2300	4,417.66	-	-	4,417.66	22.29	47.26
20	Manohar N	141150	INF209K01108	*1017403973	28-05-2020	ELSS	3,000.00	-	26.9800	111.193	31-03-2022	672	40.2300	4,473.29	-	-	4,473.29	24.23	49.11
21	Manohar N	141150	INF209K01108	*1017403973	29-06-2020	ELSS	3,000.00	-	29.5900	101.386	31-03-2022	640	40.2300	4,078.76	-	-	4,078.76	19.15	35.96
22	Manohar N	141150	INF209K01108	*1017403973	28-07-2020	ELSS	2,999.85	-	30.6000	98.034	31-03-2022	611	40.2300	3,943.91	-	-	3,943.91	17.76	31.47
23	Manohar N	141150	INF209K01108	*1017403973	28-08-2020	ELSS	2,999.85	-	32.5500	92.161	31-03-2022	580	40.2300	3,707.64	-	-	3,707.64	14.26	23.59
24	Manohar N	141150	INF209K01108	*1017403973	28-09-2020	ELSS	2,999.85	-	31.6700	94.722	31-03-2022	549	40.2300	3,810.67	-	-	3,810.67	17.24	27.03
25	Manohar N	141150	INF209K01108	*1017403973	28-10-2020	ELSS	2,999.85	-	31.8300	94.246	31-03-2022	519	40.2300	3,791.52	-	-	3,791.52	17.91	26.39
26	Manohar N	141150	INF209K01108	*1017403973	01-12-2020	ELSS	2,999.85	-	34.7200	86.401	31-03-2022	485	40.2300	3,475.91	-	-	3,475.91	11.72	15.87
27	Manohar N	141150	INF209K01108	*1017403973	28-12-2020	ELSS	2,999.85	-	36.9200	81.253	31-03-2022	458	40.2300	3,268.81	-	-	3,268.81	7.08	8.97
28	Manohar N	141150	INF209K01108	*1017403973	28-01-2021	ELSS	2,999.85	-	36.2700	82.709	31-03-2022	427	40.2300	3,327.38	-	-	3,327.38	9.26	10.92
29	Manohar N	141150	INF209K01108	*1017403973	03-03-2021	ELSS	2,999.85	-	40.0100	74.978	31-03-2022	393	40.2300	3,016.36	-	-	3,016.36	0.51	0.55
30	Manohar N	141150	INF209K01108	*1017403973	30-03-2021	ELSS	2,999.85	-	38.7900	77.336	31-03-2022	366	40.2300	3,111.23	-	-	3,111.23	3.70	3.71
31	Manohar N	141150	INF209K01108	*1017403973	29-04-2021	ELSS	2,999.85	-	38.3800	78.162	31-03-2022	336	40.2300	3,144.46	-	-	3,144.46	5.24	4.82
32	Manohar N	141150	INF209K01108	*1017403973	28-05-2021	ELSS	2,999.85	-	39.2100	76.507	31-03-2022	307	40.2300	3,077.88	-	-	3,077.88	3.09	2.60
33	Manohar N	141150	INF209K01108	*1017403973	28-06-2021	ELSS	2,999.85	-	40.0000	74.996	31-03-2022	276	40.2300	3,017.09	-	-	3,017.09	0.76	0.57
34	Manohar N	141150	INF209K01108	*1017403973	28-07-2021	ELSS	2,999.85	-	40.4400	74.180	31-03-2022	246	40.2300	2,984.26	-	-	2,984.26	NA	-0.52
35	Manohar N	141150	INF209K01108	*1017403973	30-08-2021	ELSS	2,999.85	-	41.2000	72.812	31-03-2022	213	40.2300	2,929.23	-	-	2,929.23	NA	-2.35
36	Manohar N	141150	INF209K01108	*1017403973	28-09-2021	ELSS	2,999.85	-	42.9900	69.780	31-03-2022	184	40.2300	2,807.25	-	-	2,807.25	NA	-6.42
37	Manohar N	141150	INF209K01108	*1017403973	28-10-2021	ELSS	2,999.85	-	42.6100	70.402	31-03-2022	154	40.2300	2,832.27	-	-	2,832.27	NA	-5.59
38	Manohar N	141150	INF209K01108	*1017403973	29-11-2021	ELSS	2,999.85	-	41.6800	71.973	31-03-2022	122	40.2300	2,895.47	-	-	2,895.47	NA	-3.48
39	Manohar N	141150	INF209K01108	*1017403973	28-12-2021	ELSS	2,999.85	-	41.3500	72.548	31-03-2022	93	40.2300	2,918.61	-	-	2,918.61	NA	-2.71
40	Manohar N	141150	INF209K01108	*1017403973	28-01-2022	ELSS	2,999.85	-	40.9000	73.346	31-03-2022	62	40.2300	2,950.71	-	-	2,950.71	NA	-1.64
41	Manohar N	141150	INF209K01108	*1017403973	28-02-2022	ELSS	2,999.85	-	39.1500	76.625	31-03-2022	31	40.2300	3,082.62	-	-	3,082.62	32.49	2.76
42	Manohar N	141150	INF209K01108	*1017403973	28-03-2022	ELSS	2,999.85	-	39.3000	76.332	31-03-2022	3	40.2300	3,070.84	-	-	3,070.84	287.92	2.37
Sub Total							1,25,996.85	0.00	33.3821	3,774.384				1,51,843.47	0.00	0.00	1,51,843.47	11.00	20.51

Return : 11.00% | Weighted Avg. Abs. Return : 20.51% | Gain / (Loss) : Rs. 25,846.62



FINANCIAL
PRODUCTS
DISTRIBUTORS
NETWORK

AASA Artha Vriksha



Sr. No	Investor	UCC	ISIN	Folio No	Date	Sub Type	Amount (Rs.)	Div.Reinv (Rs.)	NAV (Rs.)	No Of Unit	NAV Date	Trn Days	Current NAV (Rs.)	Current Value (Rs.)	Div R (Rs.)	Div P (Rs.)	Total (Rs.)	Annualized Return (%)	Abs. Return(%)
Axis Flexi Cap Fund - Gr																			
43	Manohar N	141150	INF846K01 B51	*910474565 65	15-10-2018	Flexi Cap	3,000.00	-	10.2600	292.398	31-03-2022	1263	18.5200	5,415.21	-	-	5,415.21	18.61	80.51
44	Manohar N	141150	INF846K01 B51	*910474565 65	15-11-2018	Flexi Cap	3,000.00	-	10.4500	287.081	31-03-2022	1232	18.5200	5,316.74	-	-	5,316.74	18.48	77.22
45	Manohar N	141150	INF846K01 B51	*910474565 65	17-12-2018	Flexi Cap	3,000.00	-	10.9000	275.229	31-03-2022	1200	18.5200	5,097.24	-	-	5,097.24	17.50	69.91
46	Manohar N	141150	INF846K01 B51	*910474565 65	15-01-2019	Flexi Cap	3,000.00	-	10.7600	278.810	31-03-2022	1171	18.5200	5,163.56	-	-	5,163.56	18.44	72.12
47	Manohar N	141150	INF846K01 B51	*910474565 65	15-02-2019	Flexi Cap	3,000.00	-	10.7700	278.552	31-03-2022	1140	18.5200	5,158.78	-	-	5,158.78	18.95	71.96
48	Manohar N	141150	INF846K01 B51	*910474565 65	15-03-2019	Flexi Cap	3,000.00	-	11.1700	268.577	31-03-2022	1112	18.5200	4,974.05	-	-	4,974.05	18.05	65.80
49	Manohar N	141150	INF846K01 B51	*910474565 65	15-04-2019	Flexi Cap	3,000.00	-	11.3700	263.852	31-03-2022	1081	18.5200	4,886.54	-	-	4,886.54	17.91	62.88
50	Manohar N	141150	INF846K01 B51	*910474565 65	15-05-2019	Flexi Cap	3,000.00	-	11.0500	271.493	31-03-2022	1051	18.5200	5,028.05	-	-	5,028.05	19.64	67.60
51	Manohar N	141150	INF846K01 B51	*910474565 65	17-06-2019	Flexi Cap	3,000.00	-	11.6900	256.630	31-03-2022	1018	18.5200	4,752.79	-	-	4,752.79	17.94	58.43
52	Manohar N	141150	INF846K01 B51	*910474565 65	15-07-2019	Flexi Cap	3,000.00	-	11.6500	257.511	31-03-2022	990	18.5200	4,769.10	-	-	4,769.10	18.64	58.97
53	Manohar N	141150	INF846K01 B51	*910474565 65	16-08-2019	Flexi Cap	3,000.00	-	11.5500	259.740	31-03-2022	958	18.5200	4,810.38	-	-	4,810.38	19.71	60.35
54	Manohar N	141150	INF846K01 B51	*910474565 65	16-09-2019	Flexi Cap	3,000.00	-	11.5900	258.844	31-03-2022	927	18.5200	4,793.79	-	-	4,793.79	20.27	59.79
55	Manohar N	141150	INF846K01 B51	*910474565 65	15-10-2019	Flexi Cap	3,000.00	-	12.3500	242.915	31-03-2022	898	18.5200	4,498.79	-	-	4,498.79	17.90	49.96
56	Manohar N	141150	INF846K01 B51	*910474565 65	15-11-2019	Flexi Cap	3,000.00	-	12.5800	238.474	31-03-2022	867	18.5200	4,416.54	-	-	4,416.54	17.68	47.22
57	Manohar N	141150	INF846K01 B51	*910474565 65	16-12-2019	Flexi Cap	3,000.00	-	12.6100	237.906	31-03-2022	836	18.5200	4,406.02	-	-	4,406.02	18.27	46.87
58	Manohar N	141150	INF846K01 B51	*910474565 65	15-01-2020	Flexi Cap	3,000.00	-	12.9000	232.558	31-03-2022	806	18.5200	4,306.97	-	-	4,306.97	17.79	43.57
59	Manohar N	141150	INF846K01 B51	*910474565 65	17-02-2020	Flexi Cap	3,000.00	-	13.2300	226.757	31-03-2022	773	18.5200	4,199.54	-	-	4,199.54	17.21	39.98
60	Manohar N	141150	INF846K01 B51	*910474565 65	16-03-2020	Flexi Cap	3,000.00	-	11.0900	270.514	31-03-2022	745	18.5200	5,009.92	-	-	5,009.92	28.56	67.00
61	Manohar N	141150	INF846K01 B51	*910474565 65	15-04-2020	Flexi Cap	3,000.00	-	10.5500	284.360	31-03-2022	715	18.5200	5,266.35	-	-	5,266.35	33.28	75.55
62	Manohar N	141150	INF846K01 B51	*910474565 65	15-05-2020	Flexi Cap	3,000.00	-	10.5600	284.091	31-03-2022	685	18.5200	5,261.37	-	-	5,261.37	34.90	75.38
63	Manohar N	141150	INF846K01 B51	*910474565 65	15-06-2020	Flexi Cap	3,000.00	-	10.9500	273.973	31-03-2022	654	18.5200	5,073.98	-	-	5,073.98	34.08	69.13
64	Manohar N	141150	INF846K01 B51	*910474565 65	15-07-2020	Flexi Cap	2,999.85	-	11.5700	259.278	31-03-2022	624	18.5200	4,801.83	-	-	4,801.83	31.68	60.07
65	Manohar N	141150	INF846K01 B51	*910474565 65	17-08-2020	Flexi Cap	2,999.85	-	12.1300	247.308	31-03-2022	591	18.5200	4,580.14	-	-	4,580.14	29.87	52.68
66	Manohar N	141150	INF846K01 B51	*910474565 65	15-09-2020	Flexi Cap	2,999.85	-	12.3600	242.706	31-03-2022	562	18.5200	4,494.92	-	-	4,494.92	30.04	49.84



FINANCIAL
PRODUCTS
DISTRIBUTORS
NETWORK

AASA Artha Vriksha



Sr. No	Investor	UCC	ISIN	Folio No	Date	Sub Type	Amount (Rs.)	Div.Reinv (Rs.)	NAV (Rs.)	No Of Unit	NAV Date	Trn Days	Current NAV (Rs.)	Current Value (Rs.)	Div R (Rs.)	Div P (Rs.)	Total (Rs.)	Annualized Return (%)	Abs. Return(%)
67	Manohar N	141150	INF846K01 B51	*910474565 65	15-10-2020	Flexi Cap	2,999.85	-	12.3600	242.706	31-03-2022	532	18.5200	4,494.92	-	-	4,494.92	31.98	49.84
68	Manohar N	141150	INF846K01 B51	*910474565 65	17-11-2020	Flexi Cap	2,999.85	-	13.8200	217.066	31-03-2022	499	18.5200	4,020.06	-	-	4,020.06	23.88	34.01
69	Manohar N	141150	INF846K01 B51	*910474565 65	15-12-2020	Flexi Cap	2,999.85	-	14.6300	205.048	31-03-2022	471	18.5200	3,797.49	-	-	3,797.49	20.05	26.59
70	Manohar N	141150	INF846K01 B51	*910474565 65	15-01-2021	Flexi Cap	2,999.85	-	15.3000	196.069	31-03-2022	440	18.5200	3,631.20	-	-	3,631.20	17.17	21.05
71	Manohar N	141150	INF846K01 B51	*910474565 65	15-02-2021	Flexi Cap	2,999.85	-	16.2500	184.606	31-03-2022	409	18.5200	3,418.90	-	-	3,418.90	12.38	13.97
72	Manohar N	141150	INF846K01 B51	*910474565 65	17-03-2021	Flexi Cap	2,999.85	-	15.6400	191.806	31-03-2022	379	18.5200	3,552.25	-	-	3,552.25	17.68	18.41
73	Manohar N	141150	INF846K01 B51	*910474565 65	16-04-2021	Flexi Cap	2,999.85	-	15.3900	194.922	31-03-2022	349	18.5200	3,609.96	-	-	3,609.96	21.27	20.34
74	Manohar N	141150	INF846K01 B51	*910474565 65	18-05-2021	Flexi Cap	2,999.85	-	16.0000	187.491	31-03-2022	317	18.5200	3,472.33	-	-	3,472.33	18.13	15.75
75	Manohar N	141150	INF846K01 B51	*910474565 65	15-06-2021	Flexi Cap	2,999.85	-	16.9200	177.296	31-03-2022	289	18.5200	3,283.52	-	-	3,283.52	11.94	9.46
76	Manohar N	141150	INF846K01 B51	*910474565 65	15-07-2021	Flexi Cap	2,999.85	-	17.3500	172.902	31-03-2022	259	18.5200	3,202.15	-	-	3,202.15	9.50	6.74
77	Manohar N	141150	INF846K01 B51	*910474565 65	18-08-2021	Flexi Cap	2,999.85	-	18.1500	165.281	31-03-2022	225	18.5200	3,061.00	-	-	3,061.00	3.31	2.04
78	Manohar N	141150	INF846K01 B51	*910474565 65	15-09-2021	Flexi Cap	2,999.85	-	19.4300	154.393	31-03-2022	197	18.5200	2,859.36	-	-	2,859.36	NA	-4.68
79	Manohar N	141150	INF846K01 B51	*910474565 65	18-10-2021	Flexi Cap	2,999.85	-	20.3600	147.340	31-03-2022	164	18.5200	2,728.74	-	-	2,728.74	NA	-9.04
80	Manohar N	141150	INF846K01 B51	*910474565 65	15-11-2021	Flexi Cap	2,999.85	-	20.1600	148.802	31-03-2022	136	18.5200	2,755.81	-	-	2,755.81	NA	-8.14
81	Manohar N	141150	INF846K01 B51	*910474565 65	15-12-2021	Flexi Cap	2,999.85	-	19.2900	155.513	31-03-2022	106	18.5200	2,880.10	-	-	2,880.10	NA	-3.99
82	Manohar N	141150	INF846K01 B51	*910474565 65	18-01-2022	Flexi Cap	2,999.85	-	20.0300	149.768	31-03-2022	72	18.5200	2,773.70	-	-	2,773.70	NA	-7.54
83	Manohar N	141150	INF846K01 B51	*910474565 65	15-02-2022	Flexi Cap	2,999.85	-	18.5300	161.892	31-03-2022	44	18.5200	2,998.24	-	-	2,998.24	NA	-0.05
84	Manohar N	141150	INF846K01 B51	*910474565 65	15-03-2022	Flexi Cap	2,999.85	-	17.9000	167.589	31-03-2022	16	18.5200	3,103.75	-	-	3,103.75	79.01	3.46
Sub Total							1,25,996.85	0.00	13.2488	9,510.047				1,76,126.07	0.00	0.00	1,76,126.07	19.83	39.79
Return : 19.83% Weighted Avg. Abs. Return : 39.79% Gain / (Loss) : Rs. 50,129.22																			
Axis Focused 25 Fund - Gr																			
85	Manohar N	141150	INF846K01 CH7	*910474565 65	15-10-2018	Focused	3,000.00	-	25.6900	116.777	31-03-2022	1263	43.1100	5,034.26	-	-	5,034.26	16.14	67.81
86	Manohar N	141150	INF846K01 CH7	*910474565 65	15-11-2018	Focused	3,000.00	-	25.5300	117.509	31-03-2022	1232	43.1100	5,065.81	-	-	5,065.81	16.79	68.86
87	Manohar N	141150	INF846K01 CH7	*910474565 65	17-12-2018	Focused	3,000.00	-	26.8000	111.940	31-03-2022	1200	43.1100	4,825.73	-	-	4,825.73	15.56	60.86
88	Manohar N	141150	INF846K01 CH7	*910474565 65	15-01-2019	Focused	3,000.00	-	25.9900	115.429	31-03-2022	1171	43.1100	4,976.14	-	-	4,976.14	17.09	65.87
89	Manohar N	141150	INF846K01 CH7	*910474565 65	15-02-2019	Focused	3,000.00	-	25.3100	118.530	31-03-2022	1140	43.1100	5,109.83	-	-	5,109.83	18.59	70.33



FINANCIAL
PRODUCTS
DISTRIBUTORS
NETWORK

AASA Artha Vriksha



Sr. No	Investor	UCC	ISIN	Folio No	Date	Sub Type	Amount (Rs.)	Div.Reinv (Rs.)	NAV (Rs.)	No Of Unit	NAV Date	Trn Days	Current NAV (Rs.)	Current Value (Rs.)	Div R (Rs.)	Div P (Rs.)	Total (Rs.)	Annualized Return (%)	Abs. Return(%)
90	Manohar N	141150	INF846K01 CH7	*91047456565	15-03-2019	Focused	3,000.00	-	26.9900	111.152	31-03-2022	1112	43.1100	4,791.76	-	-	4,791.76	16.62	59.73
91	Manohar N	141150	INF846K01 CH7	*91047456565	15-04-2019	Focused	3,000.00	-	27.5500	108.893	31-03-2022	1081	43.1100	4,694.38	-	-	4,694.38	16.32	56.48
92	Manohar N	141150	INF846K01 CH7	*91047456565	15-05-2019	Focused	3,000.00	-	26.4500	113.422	31-03-2022	1051	43.1100	4,889.62	-	-	4,889.62	18.49	62.99
93	Manohar N	141150	INF846K01 CH7	*91047456565	17-06-2019	Focused	3,000.00	-	28.1300	106.648	31-03-2022	1018	43.1100	4,597.60	-	-	4,597.60	16.54	53.25
94	Manohar N	141150	INF846K01 CH7	*91047456565	15-07-2019	Focused	3,000.00	-	27.9800	107.219	31-03-2022	990	43.1100	4,622.21	-	-	4,622.21	17.28	54.07
95	Manohar N	141150	INF846K01 CH7	*91047456565	16-08-2019	Focused	3,000.00	-	27.5600	108.853	31-03-2022	958	43.1100	4,692.65	-	-	4,692.65	18.58	56.42
96	Manohar N	141150	INF846K01 CH7	*91047456565	16-09-2019	Focused	3,000.00	-	27.3300	109.769	31-03-2022	927	43.1100	4,732.14	-	-	4,732.14	19.66	57.74
97	Manohar N	141150	INF846K01 CH7	*91047456565	15-10-2019	Focused	3,000.00	-	29.3000	102.389	31-03-2022	898	43.1100	4,413.99	-	-	4,413.99	16.99	47.13
98	Manohar N	141150	INF846K01 CH7	*91047456565	15-11-2019	Focused	3,000.00	-	30.4800	98.425	31-03-2022	867	43.1100	4,243.10	-	-	4,243.10	15.71	41.44
99	Manohar N	141150	INF846K01 CH7	*91047456565	16-12-2019	Focused	3,000.00	-	30.3700	98.782	31-03-2022	836	43.1100	4,258.49	-	-	4,258.49	16.53	41.95
100	Manohar N	141150	INF846K01 CH7	*91047456565	15-01-2020	Focused	3,000.00	-	31.2700	95.939	31-03-2022	806	43.1100	4,135.93	-	-	4,135.93	15.65	37.86
101	Manohar N	141150	INF846K01 CH7	*91047456565	17-02-2020	Focused	3,000.00	-	32.1700	93.255	31-03-2022	773	43.1100	4,020.22	-	-	4,020.22	14.82	34.01
102	Manohar N	141150	INF846K01 CH7	*91047456565	16-03-2020	Focused	3,000.00	-	26.4300	113.507	31-03-2022	745	43.1100	4,893.29	-	-	4,893.29	27.09	63.11
103	Manohar N	141150	INF846K01 CH7	*91047456565	15-04-2020	Focused	3,000.00	-	23.9400	125.313	31-03-2022	715	43.1100	5,402.24	-	-	5,402.24	35.02	80.07
104	Manohar N	141150	INF846K01 CH7	*91047456565	15-05-2020	Focused	3,000.00	-	24.3200	123.355	31-03-2022	685	43.1100	5,317.83	-	-	5,317.83	35.67	77.26
105	Manohar N	141150	INF846K01 CH7	*91047456565	15-06-2020	Focused	3,000.00	-	25.7500	116.505	31-03-2022	654	43.1100	5,022.53	-	-	5,022.53	33.32	67.42
106	Manohar N	141150	INF846K01 CH7	*91047456565	15-07-2020	Focused	2,999.85	-	27.5100	109.046	31-03-2022	624	43.1100	4,700.97	-	-	4,700.97	30.05	56.71
107	Manohar N	141150	INF846K01 CH7	*91047456565	17-08-2020	Focused	2,999.85	-	28.9400	103.658	31-03-2022	591	43.1100	4,468.70	-	-	4,468.70	27.91	48.96
108	Manohar N	141150	INF846K01 CH7	*91047456565	15-09-2020	Focused	2,999.85	-	29.8400	100.531	31-03-2022	562	43.1100	4,333.89	-	-	4,333.89	26.99	44.47
109	Manohar N	141150	INF846K01 CH7	*91047456565	15-10-2020	Focused	2,999.85	-	29.8300	100.565	31-03-2022	532	43.1100	4,335.36	-	-	4,335.36	28.74	44.52
110	Manohar N	141150	INF846K01 CH7	*91047456565	17-11-2020	Focused	2,999.85	-	33.4400	89.708	31-03-2022	499	43.1100	3,867.31	-	-	3,867.31	20.42	28.92
111	Manohar N	141150	INF846K01 CH7	*91047456565	15-12-2020	Focused	2,999.85	-	35.9700	83.399	31-03-2022	471	43.1100	3,595.33	-	-	3,595.33	15.06	19.85
112	Manohar N	141150	INF846K01 CH7	*91047456565	15-01-2021	Focused	2,999.85	-	37.4800	80.039	31-03-2022	440	43.1100	3,450.48	-	-	3,450.48	12.31	15.02
113	Manohar N	141150	INF846K01 CH7	*91047456565	15-02-2021	Focused	2,999.85	-	39.9800	75.034	31-03-2022	409	43.1100	3,234.72	-	-	3,234.72	6.96	7.83
114	Manohar N	141150	INF846K01 CH7	*91047456565	17-03-2021	Focused	2,999.85	-	38.0300	78.881	31-03-2022	379	43.1100	3,400.56	-	-	3,400.56	12.83	13.36



FINANCIAL
PRODUCTS
DISTRIBUTORS
NETWORK

AASA Artha Vriksha



Sr. No	Investor	UCC	ISIN	Folio No	Date	Sub Type	Amount (Rs.)	Div.Reinv (Rs.)	NAV (Rs.)	No Of Unit	NAV Date	Trn Days	Current NAV (Rs.)	Current Value (Rs.)	Div R (Rs.)	Div P (Rs.)	Total (Rs.)	Annualized Return (%)	Abs. Return(%)
115	Manohar N	141150	INF846K01 CH7	*91047456565	16-04-2021	Focused	2,999.85	-	37.5100	79.975	31-03-2022	349	43.1100	3,447.72	-	-	3,447.72	15.61	14.93
116	Manohar N	141150	INF846K01 CH7	*91047456565	18-05-2021	Focused	2,999.85	-	39.1800	76.566	31-03-2022	317	43.1100	3,300.76	-	-	3,300.76	11.55	10.03
117	Manohar N	141150	INF846K01 CH7	*91047456565	15-06-2021	Focused	2,999.85	-	41.4200	72.425	31-03-2022	289	43.1100	3,122.24	-	-	3,122.24	5.15	4.08
118	Manohar N	141150	INF846K01 CH7	*91047456565	15-07-2021	Focused	2,999.85	-	41.8900	71.613	31-03-2022	259	43.1100	3,087.24	-	-	3,087.24	4.11	2.91
119	Manohar N	141150	INF846K01 CH7	*91047456565	18-08-2021	Focused	2,999.85	-	43.4800	68.994	31-03-2022	225	43.1100	2,974.33	-	-	2,974.33	NA	-0.85
120	Manohar N	141150	INF846K01 CH7	*91047456565	15-09-2021	Focused	2,999.85	-	47.3600	63.341	31-03-2022	197	43.1100	2,730.63	-	-	2,730.63	NA	-8.97
121	Manohar N	141150	INF846K01 CH7	*91047456565	18-10-2021	Focused	2,999.85	-	50.0700	59.913	31-03-2022	164	43.1100	2,582.85	-	-	2,582.85	NA	-13.90
122	Manohar N	141150	INF846K01 CH7	*91047456565	15-11-2021	Focused	2,999.85	-	48.6700	61.637	31-03-2022	136	43.1100	2,657.17	-	-	2,657.17	NA	-11.42
123	Manohar N	141150	INF846K01 CH7	*91047456565	15-12-2021	Focused	2,999.85	-	46.0000	65.214	31-03-2022	106	43.1100	2,811.38	-	-	2,811.38	NA	-6.28
124	Manohar N	141150	INF846K01 CH7	*91047456565	18-01-2022	Focused	2,999.85	-	47.1400	63.637	31-03-2022	72	43.1100	2,743.39	-	-	2,743.39	NA	-8.55
125	Manohar N	141150	INF846K01 CH7	*91047456565	15-02-2022	Focused	2,999.85	-	43.3700	69.169	31-03-2022	44	43.1100	2,981.88	-	-	2,981.88	NA	-0.60
126	Manohar N	141150	INF846K01 CH7	*91047456565	15-03-2022	Focused	2,999.85	-	41.6300	72.060	31-03-2022	16	43.1100	3,106.51	-	-	3,106.51	81.11	3.56
Sub Total							1,25,996.85	0.00	31.8253	3,959.016			1,70,673.18	0.00	0.00	1,70,673.18	17.73	35.46	
Return : 17.73% Weighted Avg. Abs. Return : 35.46% Gain / (Loss) : Rs. 44,676.33																			
Invesco India Multicap Fund - Gr																			
127	Manohar N	141150	INF205K01 DN2	*2106610471	15-03-2018	Multi Cap	2,000.00	-	48.9800	40.833	31-03-2022	1477	76.3900	3,119.23	-	-	3,119.23	11.61	55.96
128	Manohar N	141150	INF205K01 DN2	*2106610471	16-04-2018	Multi Cap	2,000.00	-	51.2600	39.017	31-03-2022	1445	76.3900	2,980.51	-	-	2,980.51	10.60	49.03
129	Manohar N	141150	INF205K01 DN2	*2106610471	15-05-2018	Multi Cap	2,000.00	-	50.3000	39.761	31-03-2022	1416	76.3900	3,037.34	-	-	3,037.34	11.37	51.87
130	Manohar N	141150	INF205K01 DN2	*2106610471	15-06-2018	Multi Cap	2,000.00	-	49.7300	40.217	31-03-2022	1385	76.3900	3,072.18	-	-	3,072.18	11.98	53.61
131	Manohar N	141150	INF205K01 DN2	*2106610471	16-07-2018	Multi Cap	2,000.00	-	47.8600	41.789	31-03-2022	1354	76.3900	3,192.26	-	-	3,192.26	13.43	59.61
132	Manohar N	141150	INF205K01 DN2	*2106610471	18-07-2018	Multi Cap	25,000.00	-	47.7700	523.341	31-03-2022	1352	76.3900	39,978.02	-	-	39,978.02	13.51	59.91
133	Manohar N	141150	INF205K01 DN2	*2106610471	16-08-2018	Multi Cap	2,000.00	-	51.2700	39.009	31-03-2022	1323	76.3900	2,979.90	-	-	2,979.90	11.63	49.00
134	Manohar N	141150	INF205K01 DN2	*2106610471	17-09-2018	Multi Cap	2,000.00	-	49.9200	40.064	31-03-2022	1291	76.3900	3,060.49	-	-	3,060.49	12.78	53.02
135	Manohar N	141150	INF205K01 DN2	*2106610471	15-10-2018	Multi Cap	2,000.00	-	44.9900	44.454	31-03-2022	1263	76.3900	3,395.84	-	-	3,395.84	16.53	69.79
136	Manohar N	141150	INF205K01 DN2	*2106610471	15-11-2018	Multi Cap	2,000.00	-	45.4900	43.966	31-03-2022	1232	76.3900	3,358.56	-	-	3,358.56	16.60	67.93
137	Manohar N	141150	INF205K01 DN2	*2106610471	17-12-2018	Multi Cap	2,000.00	-	46.1000	43.384	31-03-2022	1200	76.3900	3,314.10	-	-	3,314.10	16.60	65.70



FINANCIAL
PRODUCTS
DISTRIBUTORS
NETWORK

AASA Artha Vriksha



Sr. No	Investor	UCC	ISIN	Folio No	Date	Sub Type	Amount (Rs.)	Div.Reinv (Rs.)	NAV (Rs.)	No Of Unit	NAV Date	Trn Days	Current NAV (Rs.)	Current Value (Rs.)	Div R (Rs.)	Div P (Rs.)	Total (Rs.)	Annualized Return (%)	Abs. Return(%)
138	Manohar N	141150	INF205K01 DN2	*210661047 1	10-01-2019	Multi Cap	25,000.00	-	45.8200	545.613	31-03-2022	1176	76.3900	41,679.38	-	-	41,679.38	17.19	66.72
139	Manohar N	141150	INF205K01 DN2	*210661047 1	15-01-2019	Multi Cap	2,000.00	-	45.9900	43.488	31-03-2022	1171	76.3900	3,322.05	-	-	3,322.05	17.14	66.10
140	Manohar N	141150	INF205K01 DN2	*210661047 1	15-02-2019	Multi Cap	2,000.00	-	43.5800	45.893	31-03-2022	1140	76.3900	3,505.77	-	-	3,505.77	19.69	75.29
141	Manohar N	141150	INF205K01 DN2	*210661047 1	15-03-2019	Multi Cap	2,000.00	-	46.6500	42.872	31-03-2022	1112	76.3900	3,274.99	-	-	3,274.99	17.57	63.75
142	Manohar N	141150	INF205K01 DN2	*210661047 1	15-04-2019	Multi Cap	2,000.00	-	47.1300	42.436	31-03-2022	1081	76.3900	3,241.69	-	-	3,241.69	17.71	62.08
143	Manohar N	141150	INF205K01 DN2	*210661047 1	15-05-2019	Multi Cap	2,000.00	-	44.4200	45.025	31-03-2022	1051	76.3900	3,439.46	-	-	3,439.46	20.72	71.97
144	Manohar N	141150	INF205K01 DN2	*210661047 1	17-06-2019	Multi Cap	2,000.00	-	46.3300	43.169	31-03-2022	1018	76.3900	3,297.68	-	-	3,297.68	19.64	64.88
145	Manohar N	141150	INF205K01 DN2	*210661047 1	15-07-2019	Multi Cap	2,000.00	-	45.6300	43.831	31-03-2022	990	76.3900	3,348.25	-	-	3,348.25	20.92	67.41
146	Manohar N	141150	INF205K01 DN2	*210661047 1	16-08-2019	Multi Cap	2,000.00	-	43.9100	45.548	31-03-2022	958	76.3900	3,479.41	-	-	3,479.41	23.49	73.97
147	Manohar N	141150	INF205K01 DN2	*210661047 1	16-09-2019	Multi Cap	2,000.00	-	44.5600	44.883	31-03-2022	927	76.3900	3,428.61	-	-	3,428.61	23.64	71.43
148	Manohar N	141150	INF205K01 DN2	*210661047 1	15-10-2019	Multi Cap	2,000.00	-	46.1300	43.356	31-03-2022	898	76.3900	3,311.96	-	-	3,311.96	22.75	65.60
149	Manohar N	141150	INF205K01 DN2	*210661047 1	15-11-2019	Multi Cap	2,000.00	-	47.5600	42.052	31-03-2022	867	76.3900	3,212.35	-	-	3,212.35	22.08	60.62
150	Manohar N	141150	INF205K01 DN2	*210661047 1	16-12-2019	Multi Cap	2,000.00	-	47.8500	41.797	31-03-2022	836	76.3900	3,192.87	-	-	3,192.87	22.66	59.64
151	Manohar N	141150	INF205K01 DN2	*210661047 1	15-01-2020	Multi Cap	2,000.00	-	49.5500	40.363	31-03-2022	806	76.3900	3,083.33	-	-	3,083.33	21.66	54.17
152	Manohar N	141150	INF205K01 DN2	*210661047 1	17-02-2020	Multi Cap	2,000.00	-	51.5500	38.797	31-03-2022	773	76.3900	2,963.70	-	-	2,963.70	20.41	48.18
153	Manohar N	141150	INF205K01 DN2	*210661047 1	16-03-2020	Multi Cap	2,000.00	-	40.8800	48.924	31-03-2022	745	76.3900	3,737.30	-	-	3,737.30	35.84	86.87
154	Manohar N	141150	INF205K01 DN2	*210661047 1	15-04-2020	Multi Cap	2,000.00	-	38.3100	52.206	31-03-2022	715	76.3900	3,988.02	-	-	3,988.02	42.24	99.40
155	Manohar N	141150	INF205K01 DN2	*210661047 1	15-05-2020	Multi Cap	2,000.00	-	39.6500	50.441	31-03-2022	685	76.3900	3,853.19	-	-	3,853.19	41.82	92.66
156	Manohar N	141150	INF205K01 DN2	*210661047 1	15-06-2020	Multi Cap	2,000.00	-	41.6600	48.008	31-03-2022	654	76.3900	3,667.33	-	-	3,667.33	40.27	83.37
157	Manohar N	141150	INF205K01 DN2	*210661047 1	15-07-2020	Multi Cap	1,999.90	-	43.7300	45.733	31-03-2022	624	76.3900	3,493.54	-	-	3,493.54	38.58	74.69
158	Manohar N	141150	INF205K01 DN2	*210661047 1	17-08-2020	Multi Cap	1,999.90	-	45.6500	43.809	31-03-2022	591	76.3900	3,346.57	-	-	3,346.57	37.43	67.34
159	Manohar N	141150	INF205K01 DN2	*210661047 1	15-09-2020	Multi Cap	1,999.90	-	48.8700	40.923	31-03-2022	562	76.3900	3,126.11	-	-	3,126.11	33.66	56.31
160	Manohar N	141150	INF205K01 DN2	*210661047 1	15-10-2020	Multi Cap	1,999.90	-	47.6300	41.988	31-03-2022	532	76.3900	3,207.46	-	-	3,207.46	38.28	60.38
161	Manohar N	141150	INF205K01 DN2	*210661047 1	17-11-2020	Multi Cap	1,999.90	-	51.9200	38.519	31-03-2022	499	76.3900	2,942.47	-	-	2,942.47	32.64	47.13
162	Manohar N	141150	INF205K01 DN2	*210661047 1	15-12-2020	Multi Cap	1,999.90	-	55.4700	36.054	31-03-2022	471	76.3900	2,754.17	-	-	2,754.17	28.15	37.72



FINANCIAL
PRODUCTS
DISTRIBUTORS
NETWORK

AASA Artha Vriksha



Sr. No	Investor	UCC	ISIN	Folio No	Date	Sub Type	Amount (Rs.)	Div.Reinv (Rs.)	NAV (Rs.)	No Of Unit	NAV Date	Trn Days	Current NAV (Rs.)	Current Value (Rs.)	Div R (Rs.)	Div P (Rs.)	Total (Rs.)	Annualized Return (%)	Abs. Return(%)
163	Manohar N	141150	INF205K01 DN2	*2106610471	15-01-2021	Multi Cap	1,999.90	-	59.5100	33.606	31-03-2022	440	76.3900	2,567.16	-	-	2,567.16	23.02	28.36
164	Manohar N	141150	INF205K01 DN2	*2106610471	15-02-2021	Multi Cap	1,999.90	-	64.2700	31.117	31-03-2022	409	76.3900	2,377.03	-	-	2,377.03	16.67	18.86
165	Manohar N	141150	INF205K01 DN2	*2106610471	17-03-2021	Multi Cap	1,999.90	-	62.1600	32.173	31-03-2022	379	76.3900	2,457.70	-	-	2,457.70	21.96	22.89
166	Manohar N	141150	INF205K01 DN2	*2106610471	16-04-2021	Multi Cap	1,999.90	-	61.4200	32.561	31-03-2022	349	76.3900	2,487.33	-	-	2,487.33	25.49	24.37
167	Manohar N	141150	INF205K01 DN2	*2106610471	18-05-2021	Multi Cap	1,999.90	-	66.3300	30.151	31-03-2022	317	76.3900	2,303.23	-	-	2,303.23	17.46	15.17
168	Manohar N	141150	INF205K01 DN2	*2106610471	15-06-2021	Multi Cap	1,999.90	-	71.7800	27.862	31-03-2022	289	76.3900	2,128.38	-	-	2,128.38	8.11	6.42
169	Manohar N	141150	INF205K01 DN2	*2106610471	15-07-2021	Multi Cap	1,999.90	-	75.2700	26.570	31-03-2022	259	76.3900	2,029.68	-	-	2,029.68	2.10	1.49
170	Manohar N	141150	INF205K01 DN2	*2106610471	18-08-2021	Multi Cap	1,999.90	-	75.9200	26.342	31-03-2022	225	76.3900	2,012.27	-	-	2,012.27	1.00	0.62
171	Manohar N	141150	INF205K01 DN2	*2106610471	15-09-2021	Multi Cap	1,999.90	-	80.1300	24.958	31-03-2022	197	76.3900	1,906.54	-	-	1,906.54	NA	-4.67
172	Manohar N	141150	INF205K01 DN2	*2106610471	18-10-2021	Multi Cap	1,999.90	-	82.9900	24.098	31-03-2022	164	76.3900	1,840.85	-	-	1,840.85	NA	-7.95
173	Manohar N	141150	INF205K01 DN2	*2106610471	15-11-2021	Multi Cap	1,999.90	-	83.4000	23.980	31-03-2022	136	76.3900	1,831.83	-	-	1,831.83	NA	-8.40
174	Manohar N	141150	INF205K01 DN2	*2106610471	15-12-2021	Multi Cap	1,999.90	-	80.5100	24.840	31-03-2022	106	76.3900	1,897.53	-	-	1,897.53	NA	-5.12
175	Manohar N	141150	INF205K01 DN2	*2106610471	18-01-2022	Multi Cap	1,999.90	-	83.1100	24.063	31-03-2022	72	76.3900	1,838.17	-	-	1,838.17	NA	-8.09
176	Manohar N	141150	INF205K01 DN2	*2106610471	15-02-2022	Multi Cap	1,999.90	-	76.9300	25.996	31-03-2022	44	76.3900	1,985.83	-	-	1,985.83	NA	-0.70
177	Manohar N	141150	INF205K01 DN2	*2106610471	15-03-2022	Multi Cap	1,999.90	-	73.6800	27.143	31-03-2022	16	76.3900	2,073.45	-	-	2,073.45	83.90	3.68
Sub Total							1,47,997.90	0.00	50.2195	2,947.023				2,25,123.09	0.00	0.00	2,25,123.09	17.56	52.11
Return : 17.56% Weighted Avg. Abs. Return : 52.11% Gain / (Loss) : Rs. 77,125.19																			
Kotak Emerging Equity Fund - Gr																			
178	Manohar N	141150	INF174K01 DS9	*3411031/19	28-09-2018	Mid Cap	50,000.00	-	35.5890	1,404.928	31-03-2022	1280	71.3990	1,00,310.45	-	-	1,00,310.45	21.96	100.62
Sub Total							50,000.00	0.00	35.5890	1,404.928				1,00,310.45	0.00	0.00	1,00,310.45	21.96	100.62
Return : 21.96% Weighted Avg. Abs. Return : 100.62% Gain / (Loss) : Rs. 50,310.45																			
Kotak Flexicap Fund - Gr																			
179	Manohar N	141150	INF174K01 336	*3411031/19	18-07-2018	Flexi Cap	24,977.93	-	33.3810	748.268	31-03-2022	1352	51.9710	38,888.24	-	-	38,888.24	12.70	55.69
Sub Total							24,977.93	0.00	33.3810	748.268				38,888.24	0.00	0.00	38,888.24	12.70	55.69
Return : 12.70% Weighted Avg. Abs. Return : 55.69% Gain / (Loss) : Rs. 13,910.30																			
SBI Long Term Equity Fund - Gr																			
180	Manohar N	141150	INF200K01 495	*14533690	25-08-2016	ELSS	2,845.40	-	119.0891	23.893	31-03-2022	2044	218.0956	5,210.96	-	-	5,210.96	11.41	83.14
181	Manohar N	141150	INF200K01 495	*14533690	26-09-2016	ELSS	3,000.00	-	121.9525	24.600	31-03-2022	2012	218.0956	5,365.15	-	-	5,365.15	11.12	78.84



FINANCIAL
PRODUCTS
DISTRIBUTORS
NETWORK

AASA Artha Vriksha



Sr. No	Investor	UCC	ISIN	Folio No	Date	Sub Type	Amount (Rs.)	Div.Reinv (Rs.)	NAV (Rs.)	No Of Unit	NAV Date	Trn Days	Current NAV (Rs.)	Current Value (Rs.)	Div R (Rs.)	Div P (Rs.)	Total (Rs.)	Annualized Return (%)	Abs. Return(%)
182	Manohar N	141150	INF200K01495	*14533690	25-10-2016	ELSS	3,000.00	-	122.6531	24.459	31-03-2022	1983	218.0956	5,334.40	-	-	5,334.40	11.18	77.81
183	Manohar N	141150	INF200K01495	*14533690	25-11-2016	ELSS	3,000.00	-	113.0602	26.535	31-03-2022	1952	218.0956	5,787.17	-	-	5,787.17	13.07	92.91
184	Manohar N	141150	INF200K01495	*14533690	26-12-2016	ELSS	3,000.00	-	108.8530	27.560	31-03-2022	1921	218.0956	6,010.71	-	-	6,010.71	14.12	100.36
185	Manohar N	141150	INF200K01495	*14533690	25-01-2017	ELSS	3,000.00	-	118.5795	25.299	31-03-2022	1891	218.0956	5,517.60	-	-	5,517.60	12.48	83.92
186	Manohar N	141150	INF200K01495	*14533690	27-02-2017	ELSS	3,000.00	-	122.0239	24.585	31-03-2022	1858	218.0956	5,361.88	-	-	5,361.88	12.08	78.73
187	Manohar N	141150	INF200K01495	*14533690	27-03-2017	ELSS	3,000.00	-	124.8773	24.024	31-03-2022	1830	218.0956	5,239.53	-	-	5,239.53	11.76	74.65
188	Manohar N	141150	INF200K01495	*14533690	25-04-2017	ELSS	3,000.00	-	129.0960	23.239	31-03-2022	1801	218.0956	5,068.32	-	-	5,068.32	11.21	68.94
189	Manohar N	141150	INF200K01495	*14533690	25-05-2017	ELSS	3,000.00	-	130.1076	23.058	31-03-2022	1771	218.0956	5,028.85	-	-	5,028.85	11.23	67.63
190	Manohar N	141150	INF200K01495	*14533690	27-06-2017	ELSS	3,000.00	-	132.0152	22.725	31-03-2022	1738	218.0956	4,956.22	-	-	4,956.22	11.12	65.21
191	Manohar N	141150	INF200K01495	*14533690	25-07-2017	ELSS	3,000.00	-	138.4299	21.672	31-03-2022	1710	218.0956	4,726.57	-	-	4,726.57	10.19	57.55
192	Manohar N	141150	INF200K01495	*14533690	28-08-2017	ELSS	3,000.00	-	137.1025	21.881	31-03-2022	1676	218.0956	4,772.15	-	-	4,772.15	10.64	59.07
193	Manohar N	141150	INF200K01495	*14533690	25-09-2017	ELSS	3,000.00	-	134.7002	22.272	31-03-2022	1648	218.0956	4,857.43	-	-	4,857.43	11.26	61.91
194	Manohar N	141150	INF200K01495	*14533690	25-10-2017	ELSS	3,000.00	-	143.6980	20.877	31-03-2022	1618	218.0956	4,553.18	-	-	4,553.18	9.87	51.77
195	Manohar N	141150	INF200K01495	*14533690	27-11-2017	ELSS	3,000.00	-	146.2947	20.507	31-03-2022	1585	218.0956	4,472.49	-	-	4,472.49	9.63	49.08
196	Manohar N	141150	INF200K01495	*14533690	26-12-2017	ELSS	3,000.00	-	149.9784	20.003	31-03-2022	1556	218.0956	4,362.57	-	-	4,362.57	9.18	45.42
197	Manohar N	141150	INF200K01495	*14533690	25-01-2018	ELSS	3,000.00	-	153.1575	19.588	31-03-2022	1526	218.0956	4,272.06	-	-	4,272.06	8.82	42.40
198	Manohar N	141150	INF200K01495	*14533690	26-02-2018	ELSS	3,000.00	-	145.1901	20.663	31-03-2022	1494	218.0956	4,506.51	-	-	4,506.51	10.45	50.22
199	Manohar N	141150	INF200K01495	*14533690	26-03-2018	ELSS	3,000.00	-	137.3177	21.847	31-03-2022	1466	218.0956	4,764.73	-	-	4,764.73	12.21	58.82
200	Manohar N	141150	INF200K01495	*14533690	25-04-2018	ELSS	3,000.00	-	142.3887	21.069	31-03-2022	1436	218.0956	4,595.06	-	-	4,595.06	11.45	53.17
201	Manohar N	141150	INF200K01495	*14533690	25-05-2018	ELSS	3,000.00	-	138.6925	21.631	31-03-2022	1406	218.0956	4,717.63	-	-	4,717.63	12.47	57.25
202	Manohar N	141150	INF200K01495	*14533690	25-06-2018	ELSS	3,000.00	-	136.8156	21.927	31-03-2022	1375	218.0956	4,782.18	-	-	4,782.18	13.18	59.41
203	Manohar N	141150	INF200K01495	*14533690	25-07-2018	ELSS	3,000.00	-	136.9756	21.902	31-03-2022	1345	218.0956	4,776.73	-	-	4,776.73	13.45	59.22
204	Manohar N	141150	INF200K01495	*14533690	27-08-2018	ELSS	3,000.00	-	146.8719	20.426	31-03-2022	1312	218.0956	4,454.82	-	-	4,454.82	11.63	48.49
205	Manohar N	141150	INF200K01495	*14533690	25-09-2018	ELSS	3,000.00	-	137.6425	21.796	31-03-2022	1283	218.0956	4,753.61	-	-	4,753.61	13.99	58.45
206	Manohar N	141150	INF200K01495	*14533690	25-10-2018	ELSS	3,000.00	-	127.0667	23.610	31-03-2022	1253	218.0956	5,149.24	-	-	5,149.24	17.04	71.64



FINANCIAL
PRODUCTS
DISTRIBUTORS
NETWORK

AASA Artha Vriksha



Sr. No	Investor	UCC	ISIN	Folio No	Date	Sub Type	Amount (Rs.)	Div.Reinv (Rs.)	NAV (Rs.)	No Of Unit	NAV Date	Trn Days	Current NAV (Rs.)	Current Value (Rs.)	Div R (Rs.)	Div P (Rs.)	Total (Rs.)	Annualized Return (%)	Abs. Return(%)
207	Manohar N	141150	INF200K01495	*14533690	26-11-2018	ELSS	3,000.00	-	135.1506	22.197	31-03-2022	1221	218.0956	4,841.07	-	-	4,841.07	15.38	61.37
208	Manohar N	141150	INF200K01495	*14533690	26-12-2018	ELSS	3,000.00	-	135.8983	22.075	31-03-2022	1191	218.0956	4,814.46	-	-	4,814.46	15.60	60.48
209	Manohar N	141150	INF200K01495	*14533690	25-01-2019	ELSS	3,000.00	-	135.9533	22.066	31-03-2022	1161	218.0956	4,812.50	-	-	4,812.50	16.02	60.42
210	Manohar N	141150	INF200K01495	*14533690	25-02-2019	ELSS	3,000.00	-	135.0734	22.210	31-03-2022	1130	218.0956	4,843.90	-	-	4,843.90	16.74	61.46
211	Manohar N	141150	INF200K01495	*14533690	25-03-2019	ELSS	3,000.00	-	140.3784	21.371	31-03-2022	1102	218.0956	4,660.92	-	-	4,660.92	15.71	55.36
212	Manohar N	141150	INF200K01495	*14533690	25-04-2019	ELSS	3,000.00	-	143.9081	20.847	31-03-2022	1071	218.0956	4,546.64	-	-	4,546.64	15.22	51.55
213	Manohar N	141150	INF200K01495	*14533690	27-05-2019	ELSS	3,000.00	-	147.4060	20.352	31-03-2022	1039	218.0956	4,438.68	-	-	4,438.68	14.75	47.96
214	Manohar N	141150	INF200K01495	*14533690	25-06-2019	ELSS	3,000.00	-	142.4572	21.059	31-03-2022	1010	218.0956	4,592.88	-	-	4,592.88	16.64	53.10
215	Manohar N	141150	INF200K01495	*14533690	25-07-2019	ELSS	3,000.00	-	137.3619	21.840	31-03-2022	980	218.0956	4,763.21	-	-	4,763.21	18.79	58.77
216	Manohar N	141150	INF200K01495	*14533690	26-08-2019	ELSS	3,000.00	-	131.6834	22.782	31-03-2022	948	218.0956	4,968.65	-	-	4,968.65	21.44	65.62
217	Manohar N	141150	INF200K01495	*14533690	25-09-2019	ELSS	3,000.00	-	136.7545	21.937	31-03-2022	918	218.0956	4,784.36	-	-	4,784.36	20.39	59.48
218	Manohar N	141150	INF200K01495	*14533690	25-10-2019	ELSS	3,000.00	-	138.8868	21.600	31-03-2022	888	218.0956	4,710.86	-	-	4,710.86	20.38	57.03
219	Manohar N	141150	INF200K01495	*14533690	25-11-2019	ELSS	3,000.00	-	144.3988	20.776	31-03-2022	857	218.0956	4,531.15	-	-	4,531.15	19.20	51.04
220	Manohar N	141150	INF200K01495	*14533690	26-12-2019	ELSS	3,000.00	-	142.1881	21.099	31-03-2022	826	218.0956	4,601.60	-	-	4,601.60	20.81	53.39
221	Manohar N	141150	INF200K01495	*14533690	27-01-2020	ELSS	3,000.00	-	149.1112	20.119	31-03-2022	794	218.0956	4,387.87	-	-	4,387.87	19.10	46.26
222	Manohar N	141150	INF200K01495	*14533690	25-02-2020	ELSS	3,000.00	-	143.2220	20.947	31-03-2022	765	218.0956	4,568.45	-	-	4,568.45	22.22	52.28
223	Manohar N	141150	INF200K01495	*14533690	25-03-2020	ELSS	3,000.00	-	99.8570	30.043	31-03-2022	736	218.0956	6,552.25	-	-	6,552.25	47.32	118.41
224	Manohar N	141150	INF200K01495	*14533690	27-04-2020	ELSS	3,000.00	-	115.3100	26.017	31-03-2022	703	218.0956	5,674.19	-	-	5,674.19	39.22	89.14
225	Manohar N	141150	INF200K01495	*14533690	26-05-2020	ELSS	3,000.00	-	113.6292	26.402	31-03-2022	674	218.0956	5,758.16	-	-	5,758.16	42.35	91.94
226	Manohar N	141150	INF200K01495	*14533690	25-06-2020	ELSS	3,000.00	-	127.6756	23.497	31-03-2022	644	218.0956	5,124.59	-	-	5,124.59	35.46	70.82
227	Manohar N	141150	INF200K01495	*14533690	27-07-2020	ELSS	2,999.85	-	136.5106	21.975	31-03-2022	612	218.0956	4,792.65	-	-	4,792.65	32.24	59.76
228	Manohar N	141150	INF200K01495	*14533690	25-08-2020	ELSS	2,999.85	-	144.7500	20.724	31-03-2022	583	218.0956	4,519.81	-	-	4,519.81	29.26	50.67
229	Manohar N	141150	INF200K01495	*14533690	25-09-2020	ELSS	2,999.85	-	138.5051	21.659	31-03-2022	552	218.0956	4,723.73	-	-	4,723.73	35.02	57.47
230	Manohar N	141150	INF200K01495	*14533690	26-10-2020	ELSS	2,999.85	-	143.5919	20.891	31-03-2022	521	218.0956	4,556.24	-	-	4,556.24	34.02	51.88
231	Manohar N	141150	INF200K01495	*14533690	25-11-2020	ELSS	2,999.85	-	155.3683	19.308	31-03-2022	491	218.0956	4,210.99	-	-	4,210.99	28.67	40.37



FINANCIAL
PRODUCTS
DISTRIBUTORS
NETWORK

AASA Artha Vriksha



Sr. No	Investor	UCC	ISIN	Folio No	Date	Sub Type	Amount (Rs.)	Div.Reinv (Rs.)	NAV (Rs.)	No Of Unit	NAV Date	Trn Days	Current NAV (Rs.)	Current Value (Rs.)	Div R (Rs.)	Div P (Rs.)	Total (Rs.)	Annualized Return (%)	Abs. Return(%)
232	Manohar N	141150	INF200K01495	*14533690	28-12-2020	ELSS	2,999.85	-	169.1016	17.740	31-03-2022	458	218.0956	3,869.02	-	-	3,869.02	22.48	28.97
233	Manohar N	141150	INF200K01495	*14533690	25-01-2021	ELSS	2,999.85	-	175.5892	17.084	31-03-2022	430	218.0956	3,725.95	-	-	3,725.95	20.20	24.20
234	Manohar N	141150	INF200K01495	*14533690	01-03-2021	ELSS	2,999.85	-	182.7251	16.417	31-03-2022	395	218.0956	3,580.48	-	-	3,580.48	17.76	19.36
235	Manohar N	141150	INF200K01495	*14533690	30-03-2021	ELSS	2,999.85	-	181.9862	16.484	31-03-2022	366	218.0956	3,595.09	-	-	3,595.09	19.78	19.84
236	Manohar N	141150	INF200K01495	*14533690	28-04-2021	ELSS	2,999.85	-	185.5247	16.170	31-03-2022	337	218.0956	3,526.61	-	-	3,526.61	19.02	17.56
237	Manohar N	141150	INF200K01495	*14533690	27-05-2021	ELSS	2,999.85	-	193.9227	15.469	31-03-2022	308	218.0956	3,373.72	-	-	3,373.72	14.77	12.46
238	Manohar N	141150	INF200K01495	*14533690	25-06-2021	ELSS	2,999.85	-	202.5588	14.810	31-03-2022	279	218.0956	3,230.00	-	-	3,230.00	10.04	7.67
239	Manohar N	141150	INF200K01495	*14533690	26-07-2021	ELSS	2,999.85	-	205.9055	14.569	31-03-2022	248	218.0956	3,177.43	-	-	3,177.43	8.71	5.92
240	Manohar N	141150	INF200K01495	*14533690	25-08-2021	ELSS	2,999.85	-	208.4587	14.391	31-03-2022	218	218.0956	3,138.61	-	-	3,138.61	7.74	4.63
241	Manohar N	141150	INF200K01495	*14533690	27-09-2021	ELSS	2,999.85	-	221.2721	13.557	31-03-2022	185	218.0956	2,956.72	-	-	2,956.72	NA	-1.44
242	Manohar N	141150	INF200K01495	*14533690	25-10-2021	ELSS	2,999.85	-	228.3411	13.138	31-03-2022	157	218.0956	2,865.34	-	-	2,865.34	NA	-4.48
243	Manohar N	141150	INF200K01495	*14533690	25-11-2021	ELSS	2,999.85	-	226.6613	13.235	31-03-2022	126	218.0956	2,886.50	-	-	2,886.50	NA	-3.78
244	Manohar N	141150	INF200K01495	*14533690	27-12-2021	ELSS	2,999.85	-	219.0684	13.694	31-03-2022	94	218.0956	2,986.60	-	-	2,986.60	NA	-0.44
245	Manohar N	141150	INF200K01495	*14533690	25-01-2022	ELSS	2,999.85	-	220.9904	13.575	31-03-2022	65	218.0956	2,960.65	-	-	2,960.65	NA	-1.31
246	Manohar N	141150	INF200K01495	*14533690	25-02-2022	ELSS	2,999.85	-	208.1530	14.412	31-03-2022	34	218.0956	3,143.19	-	-	3,143.19	51.30	4.78
247	Manohar N	141150	INF200K01495	*14533690	25-03-2022	ELSS	2,999.85	-	214.7330	13.970	31-03-2022	6	218.0956	3,046.80	-	-	3,046.80	95.21	1.57
Sub Total							2,03,842.25	0.00	145.1707	1,404.156				3,06,240.25	0.00	0.00	3,06,240.25	15.11	50.23

Return : 15.11% | Weighted Avg. Abs. Return : 50.23% | Gain / (Loss) : Rs. 1,02,398.00

Tata Hybrid Equity Fund - Regular Plan - Gr

248	Manohar N	141150	INF277K01303	*327692772	10-10-2017	Agg. Hybrid	608.77	-	201.7130	3.018	31-03-2022	1633	299.3801	903.53	-	-	903.53	9.23	48.42
249	Manohar N	141150	INF277K01303	*327692772	10-11-2017	Agg. Hybrid	2,000.00	-	205.8432	9.716	31-03-2022	1602	299.3801	2,908.78	-	-	2,908.78	8.91	45.44
250	Manohar N	141150	INF277K01303	*327692772	11-12-2017	Agg. Hybrid	2,000.00	-	205.7231	9.722	31-03-2022	1571	299.3801	2,910.57	-	-	2,910.57	9.11	45.53
251	Manohar N	141150	INF277K01303	*327692772	10-01-2018	Agg. Hybrid	2,000.00	-	212.5878	9.408	31-03-2022	1541	299.3801	2,816.57	-	-	2,816.57	8.45	40.83
252	Manohar N	141150	INF277K01303	*327692772	12-02-2018	Agg. Hybrid	2,000.00	-	208.0627	9.612	31-03-2022	1508	299.3801	2,877.64	-	-	2,877.64	9.21	43.88
253	Manohar N	141150	INF277K01303	*327692772	12-03-2018	Agg. Hybrid	2,000.00	-	203.3538	9.835	31-03-2022	1480	299.3801	2,944.40	-	-	2,944.40	10.01	47.22
254	Manohar N	141150	INF277K01303	*327692772	10-04-2018	Agg. Hybrid	2,000.00	-	206.3745	9.691	31-03-2022	1451	299.3801	2,901.29	-	-	2,901.29	9.81	45.06



FINANCIAL
PRODUCTS
DISTRIBUTORS
NETWORK

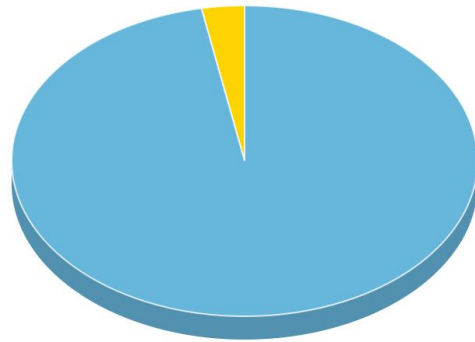
AASA Artha Vriksha



Sr. No	Investor	UCC	ISIN	Folio No	Date	Sub Type	Amount (Rs.)	Div.Reinv (Rs.)	NAV (Rs.)	No Of Unit	NAV Date	Trn Days	Current NAV (Rs.)	Current Value (Rs.)	Div R (Rs.)	Div P (Rs.)	Total (Rs.)	Annualized Return (%)	Abs. Return(%)
255	Manohar N	141150	INF277K01303	*3276927/72	10-05-2018	Agg. Hybrid	2,000.00	-	207.8814	9.621	31-03-2022	1421	299.3801	2,880.34	-	-	2,880.34	9.82	44.02
256	Manohar N	141150	INF277K01303	*3276927/72	11-06-2018	Agg. Hybrid	2,000.00	-	206.0186	9.708	31-03-2022	1389	299.3801	2,906.38	-	-	2,906.38	10.32	45.32
257	Manohar N	141150	INF277K01303	*3276927/72	10-07-2018	Agg. Hybrid	2,000.00	-	205.7538	9.720	31-03-2022	1360	299.3801	2,909.97	-	-	2,909.97	10.59	45.50
258	Manohar N	141150	INF277K01303	*3276927/72	10-08-2018	Agg. Hybrid	2,000.00	-	209.8399	9.531	31-03-2022	1329	299.3801	2,853.39	-	-	2,853.39	10.25	42.67
259	Manohar N	141150	INF277K01303	*3276927/72	10-09-2018	Agg. Hybrid	2,000.00	-	209.2517	9.558	31-03-2022	1298	299.3801	2,861.47	-	-	2,861.47	10.60	43.07
260	Manohar N	141150	INF277K01303	*3276927/72	10-10-2018	Agg. Hybrid	2,000.00	-	195.1478	10.249	31-03-2022	1268	299.3801	3,068.35	-	-	3,068.35	13.11	53.42
Sub Total							24,608.77	0.00	206.1226	119.389				35,742.69	0.00	0.00	35,742.69	9.92	45.24
Return : 9.92% Weighted Avg. Abs. Return : 45.24% Gain / (Loss) : Rs. 11,133.92																			
Grand Total							8,29,417.40	0.00		23,867.211				12,04,947.43	0.00	0.00	12,04,947.43	16.19	45.28
Return : 16.19% Weighted Avg.Abs. Return : 45.28% Gain / (Loss) : Rs. 3,75,530.03																			
Current Value of your Total Investment is Rs. 12,04,947.43/-																			

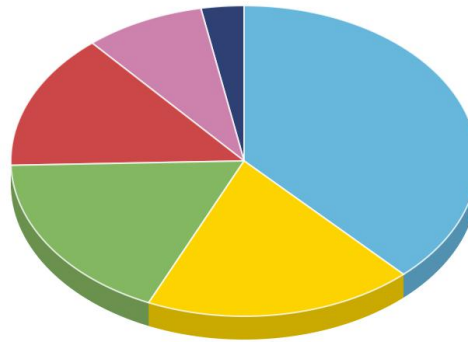
VALUATION

Type Wise



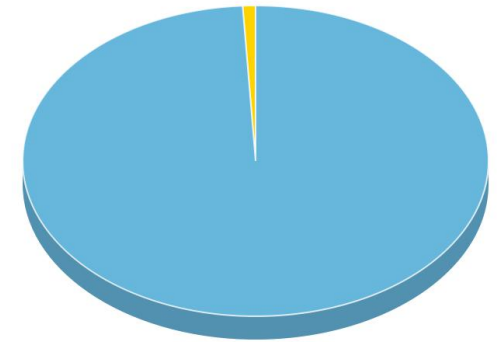
■ EQUITY 97.03% ■ HYBRID 2.97%

Sub Type Wise



■ ELSS 38.02% ■ Multi Cap 18.68% ■ Flexi Cap 17.84%
■ Focused 14.16% ■ Mid Cap 8.32% ■ Agg. Hybrid 2.97%

Asset Wise



■ EQUITY 99.11% ■ DEBT 0.89%

Note :

- 1) Folio No. with * symbol indicate Destatementized Folios.
- 2) Annualized Return is calculated on an Absolute basis for < 1 Year And on XIRR basis for >= 1 Year.
- 3) For Scheme merger cases, Purchase trade's (SWI) Amount, NAV & Units are displayed in blue color font with underline.
- 4) For Scheme merger cases, Eventhough the scheme name is being displayed is of the new scheme, the txn data are of the old schemes. Purchase NAV & Units have been adjusted to derive the actual investment amount.
- 5) ISIN column provides a number which is a unique identifier for the schemes which are listed on the stock exchange(s). ISIN value is being displayed irrespective of the Transaction Mode. Further, If the investment has been made into the Dividend Option scheme(s) then the ISIN will get displayed is of the Latest Option opted on that Scheme + Folio No.
- 6) This Report is Strictly Private and confidential only for clients of NJ India Invest .The Information given above is correct and to the best of our knowledge. For any discrepancy on the same contact the nearest Office of NJ India Invest.