

- Home
- Documentation
- Downloads
- Demo
- Tracker
- Development
- Translation
- Moodle.net
- Search

## You are here

# Using SCORM

Main page ► Managing a Moodle course ► Activities ► SCORM activity ► **Using SCORM**  
SCORM activity

- SCORM settings
- **Using SCORM**
- Creating SCORM Content
- SCORM FAQ

*This page really needs improving.* Please see the page comments for suggestions of what to include, then remove this template when you're done.

Like a Moodle course, each SCORM package will vary with the modules used in its construction by the teacher and by the SCORM activity settings established by the teacher.

### Contents

- 1 Using SCORM and responsiveness on smaller screens
- 2 Features of student view
- 3 SCORM reports
  - 3.1 Basic report
  - 3.2 Graph report
  - 3.3 SCORM interactions report
  - 3.4 Objectives report

## Using SCORM and responsiveness on smaller screens

At present there are some issues with responsiveness, since Moodle uses iFrames.

There are some work arounds described in this post: <https://community.adaptlearning.org/mod/forum/discuss.php?d=180>

The challenge is that browsers (like Safari on iOS), SCORM packages and the LMS (ie in this case Moodle) need to play together well. Catch 22's include "Use the Popup work around and you mess with the Desktop view" and "use the iFrame approach and you strike non-scrolling problems"

More information here: [https://docs.moodle.org/38/en/SCORM\\_FAQ#Problems\\_with\\_responsiveness](https://docs.moodle.org/38/en/SCORM_FAQ#Problems_with_responsiveness)

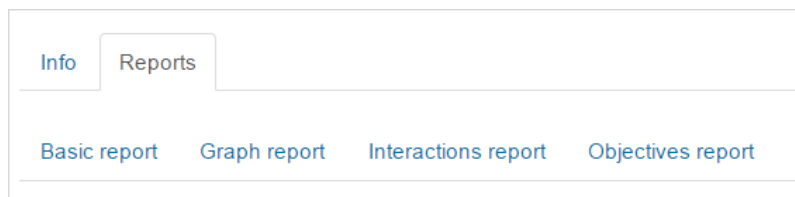
## Features of student view

- Preview and review mode options
- Checkboxes to indicate whether sections have been accessed previously
- Start new attempt
- Reset

## SCORM reports

A teacher can access 4 report types for the SCORM activity via the reports tab:

- Basic report
- Graph report
- Interactions report
- Objectives report (for SCORM packages that use objective reporting)



Note: By default, users with the roles of manager, teacher and non-editing teacher are listed in SCORM reports. To prevent them being listed, edit the roles in *Site administration > Users > Permissions > Define roles* and unset the mod/scorm:savetrack capability.

### Basic report

The basic report page shows a table of attempts for the SCORM activity. If you have the SCORM activity set up to allow multiple attempts, there may be more than one attempt for some users.

Selected attempts may be deleted by ticking the checkboxes then clicking the 'Delete selected attempts' button.

The basic report may be downloaded in ODS, Excel or text format.

A detailed report of each user's attempts may be obtained by clicking on the number in the attempts column. The track details link provides information on specific SCORM values recorded in Moodle by the SCORM object.

Note that the tracked details depend heavily upon what the SCORM object itself is programmed to report. Many SCORM packages created with authoring suites use the suspend\_data field to record important information, instead of the traditional SCORM values. This makes deciphering the recorded data extremely difficult.

Basic report

| First name / Surname | Email address            | Attempts | Started on                         | Last accessed on                   | Score |
|----------------------|--------------------------|----------|------------------------------------|------------------------------------|-------|
| Student 6            | student@qpu.moodle.local | 1        | Monday, 21 February 2011, 9:22 PM  | Tuesday, 22 February 2011, 4:02 AM | 142   |
| Student 5            | student@qpu.moodle.local | 1        | Monday, 21 February 2011, 5:58 PM  | Monday, 21 February 2011, 6:04 PM  | 100   |
| Student 3            | student@qpu.moodle.local | 1        | Tuesday, 22 February 2011, 4:58 AM | Tuesday, 22 February 2011, 4:59 AM | 0     |
| Student 4            | student@qpu.moodle.local | 1        | Tuesday, 22 February 2011, 4:48 AM | Tuesday, 22 February 2011, 4:50 AM | 70    |

Detailed report for a specific user attempt

| Title                   | Status     | Time                 | Score |
|-------------------------|------------|----------------------|-------|
| Organization            |            |                      |       |
| 2-1-1 Quick Facts       | Completed  |                      |       |
| 2-1-1 Quick Facts Ex. 1 | Incomplete | 1 minutes 42 seconds |       |
| 2-1-1 Quick Facts Ex. 2 | Incomplete | 20 seconds           | 60    |
| 2-1-1 Quick Facts Ex. 3 | Incomplete | 15 seconds           | 10    |
| 2-1-1 Quick Facts Ex. 4 | Browsed    |                      |       |

Track details

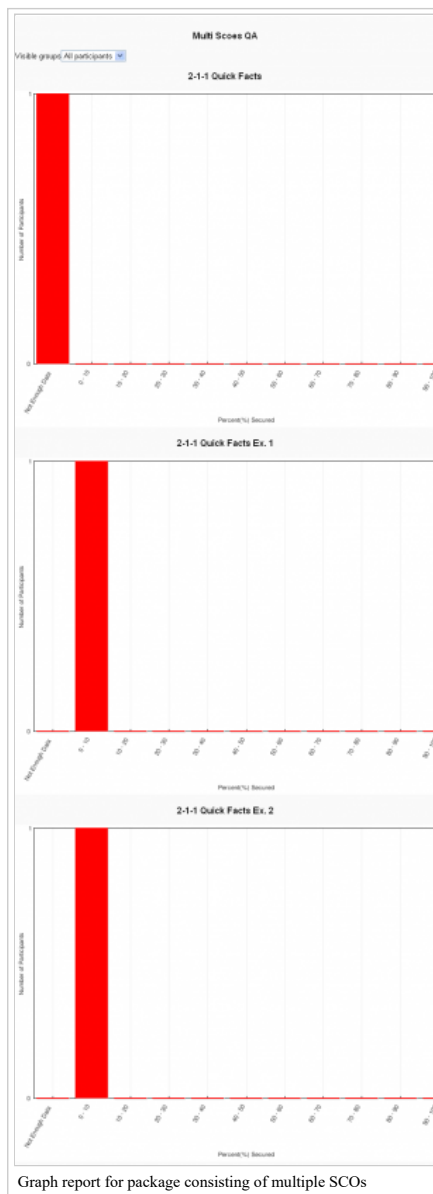
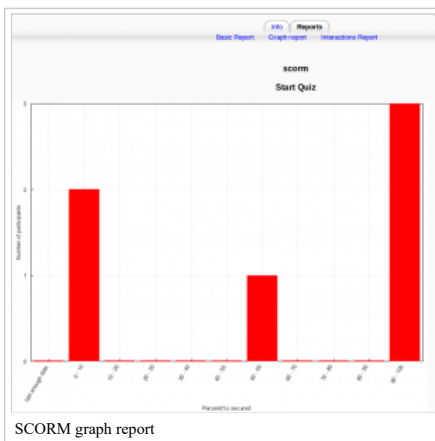
| Element   | Value                |
|-----------|----------------------|
| Raw score | 0                    |
| Min score | 0                    |
| Max score | 100                  |
| Status    | Incomplete           |
| Time      | 1 minutes 42 seconds |

| Element                           | Element Definition             | Value       |
|-----------------------------------|--------------------------------|-------------|
| cm:interactions_3id               | Id of the element              | idItem_1    |
| cm:interactions_3student_response | Student's Response             |             |
| cm:interactions_3type             | Type of question               | performance |
| cm:interactions_3weighting        | Weight assigned to the element | 100         |
| cm:interactions_3id               | Id of the element              | idItem_2    |

## Graph report



The graph report displays graphs of percentage obtained against number of participants.



## SCORM interactions report

The interactions report shows students' responses to questions together with the correct answers.

2 results (2 users)

| Accessed on                | Score | Fruit Quizzes  | Response 0 | Right answer 0 | Response 1 | Right answer 1 |
|----------------------------|-------|--|------------|----------------|------------|----------------|
| July 4, 2011, 10:41 AM     | 0     |  Incomplete | Mango      | Kiwi fruit     | True       | False          |
| December 2, 2011, 10:41 AM | 50    |  50/100     | Mango      | Kiwi fruit     | False      | False          |

SCORM interactions report

The interactions report may be downloaded in ODS, Excel or text format and include responses, right answers and results (whether the response to a question was right or wrong).

### Objectives report

This report is similar to the interactions report but if a SCORM package is set up to report objectives then this report will display the status and raw.score of any objectives data passed back to Moodle.

Retrieved from "[https://docs.moodle.org/38/en/index.php?title=Using\\_SCORM&oldid=134010](https://docs.moodle.org/38/en/index.php?title=Using_SCORM&oldid=134010)"

Categories: SCORM | Pages needing improvement

- This page was last modified on 22 May 2019, at 09:43.
- Content is available under GNU General Public License unless otherwise noted.