

- Home
- Documentation
- Downloads
- Demo
- Tracker
- Development
- Translation
- Moodle.net
- Search

You are here

Workshop FAQ

Main page ► Managing a Moodle course ► Activities ► Workshop activity ► **Workshop FAQ**
Workshop activity

- Workshop quick guide
- Workshop settings
- Using Workshop
- Grading strategies
- **Workshop FAQ**

Contents

- 1 How are the grades calculated?
- 2 How can I get the workshop to switch phase automatically?
- 3 How can I make reviewing anonymous?
- 4 Can I use Workshop for students to peer assess an offline activity?
- 5 How can I publish workshop submissions?
- 6 How can I edit or delete an example submission?
- 7 Can a student delete his or her own submission?
- 8 Can workshop submissions be exported?
- 9 How can I obtain more grading levels for each rubric criterion?
- 10 See also

How are the grades calculated?

Make sure you read carefully pages explaining workshop grading and grading strategies.

How can I get the workshop to switch phase automatically?

In *Administration > Workshop Administration > Edit settings* tick the box 'Switch to the next phase after the submissions deadline' in the access control section. The workshop will then automatically switch to the assessment phase after the next time cron is run.

How can I make reviewing anonymous?

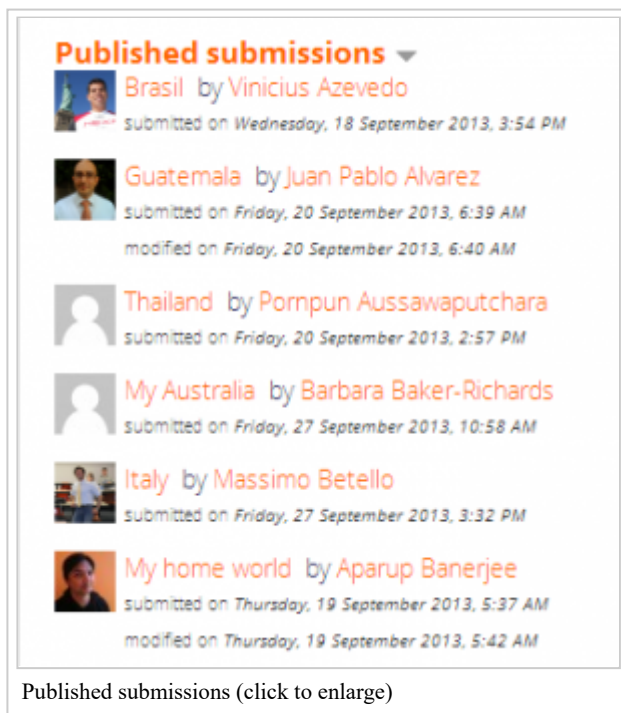
If you do not want your students to know whose work they are reviewing and who is reviewing their work, go to *Administration > Workshop administration > Permissions* and click the X next to student to prevent "view author names" `mod/workshop:viewauthornames` and "view reviewer names" `mod/workshop:viewreviewernames`

Can I use Workshop for students to peer assess an offline activity?

You can, although they will have to submit something, even though that might be a blank document. See this forum post for more information: <https://moodle.org/mod/forum/discuss.php?d=220054#p958145>

How can I publish workshop submissions?

When in the Grading evaluation phase, it is possible to publish (ie make visible to all participants) selected submissions you might consider are helpful examples. To do this, as the teacher, choose a particular submission and click its title. Scroll down and below the submission text you will find a form allowing you to mark the submission as published. Save the form. When the workshop is closed, any such published submissions become visible.



How can I edit or delete an example submission?

In the list of example submissions, click on the title of the submission you'd like to delete. Below the submission content, there are buttons to edit, delete and assess the example submission.

Can a student delete his or her own submission?

A student can delete their submission as long as they can still edit it and it has not been assessed.

Can workshop submissions be exported?


- Students (and teachers) may export submissions and peer assessments, as for example LEAP2A files, to use in a portfolio such as Mahara.
- See the screencast Workshop portfolio export for a demo.

Fitness plan - peer assessment


My submission

[Instructions for submission](#) ▾

Set out your three month plan, including diet and exercise régime.



Barbara's fitness plan suggestion
by [Barbara Gardner](#)
submitted on *Tuesday, 15 November 2016, 9:27 PM*

-  [Barbara Suggested Fitness Plan.docx](#)


Assessment

Grade: 67 of 80
Weight: 3

[Assessment form](#) ▶

[Overall feedback](#) ▾

A carefully thought out plan, Barbara. Well done!

[File download](#) ⇅ [Export this page](#) 

How can I obtain more grading levels for each rubric criterion?

Each time you save the form, then continue editing it, a new empty level is displayed. If you don't need it, simply leave it empty.

See also

- [Workshop forum on moodle.org](#)
- [What if some participant does not assess? forum discussion](#)

Retrieved from "https://docs.moodle.org/38/en/index.php?title=Workshop_FAQ&oldid=133701"

Categories: [Workshop](#) | [FAQ](#)

-
- This page was last modified on 3 May 2019, at 09:41.
 - Content is available under GNU General Public License unless otherwise noted.