

- Home
- Documentation
- Downloads
- Demo
- Tracker
- Development
- Translation
- Moodle.net
- Search

You are here

Forum settings

Main page ► Managing a Moodle course ► Activities ► Forum activity ► **Forum settings**
Forum activity

- **Forum settings**
- Using Forum
- Forum FAQ

A teacher can add a Forum activity in a course when editing is turned on by clicking an 'Add an activity or resource' link (or, if not present, the "Add an activity" drop down menu) and selecting Forum.

Contents

- 1 Activity settings
 - 1.1 Attachments and word count
 - 1.2 Forum subscriptions
 - 1.2.1 Subscribe to individual forum discussions
 - 1.3 RSS
 - 1.4 Blocking posts
 - 1.5 Whole forum grading
 - 1.5.1 Ratings
 - 1.6 Other settings
 - 1.7 Using groups with Forums
- 2 Site settings
 - 2.1 Subscription mode
 - 2.2 Timed forum posts
 - 2.3 Changing the subject line of forum notifications

Activity settings

To see all the settings expanded, click the link "Expand all" top right.

Give the Forum a name (which students see on the course page) and a description if required. (For the Single simple discussion forum type, your description must include the question or topic you wish to discuss.)

For forum type, see the section 'Which forum do I need?' in Forum activity for further details with screenshots.

Clicking the question mark icon



next to any setting you don't understand will display extra help.

Attachments and word count

The maximum file size that may be attached to a forum post depends on the Moodle site settings. The teacher may want a smaller size limit for the forum and should bear in mind the download speeds of the course participants.

If "Display word count" is enabled, then the number of words in forum posts will be shown at the bottom of each post.

Forum subscriptions

When a participant is subscribed to a forum it means that they will receive notification (depending on the user's messaging settings preferences) of each new posting. By default, forum notifications are sent about 30 minutes after the post was saved.

Participants can usually choose whether or not they want to be subscribed to each forum. However, the teacher can choose to force subscription on a particular forum then all course users will be subscribed automatically, even those that enrol at a later time.

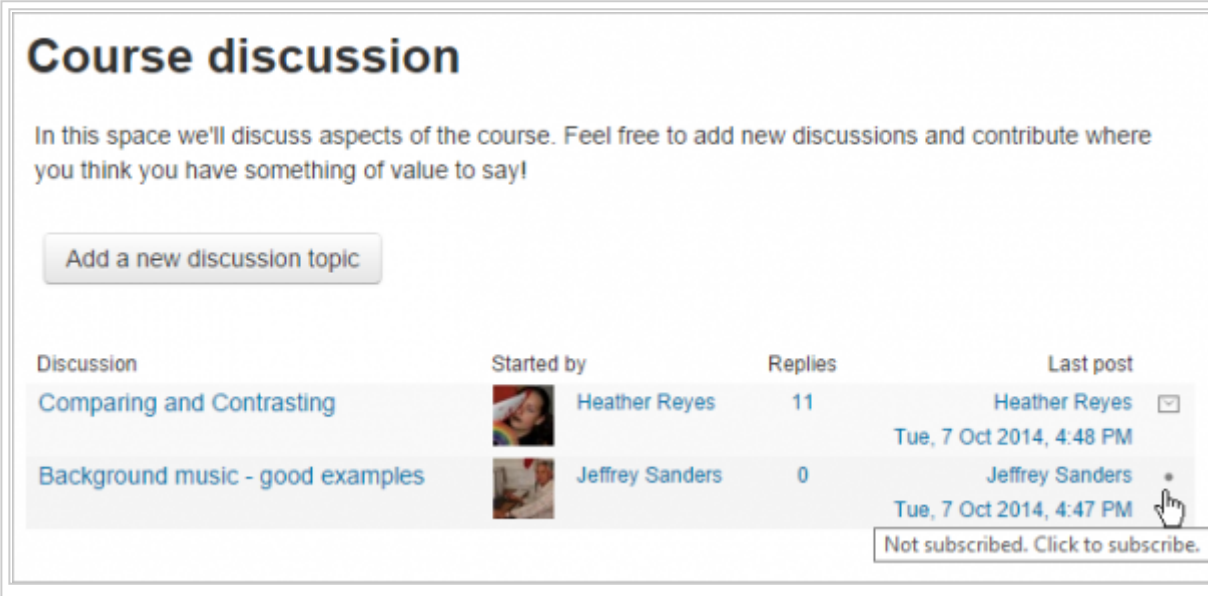
The subscription mode and subscribe or unsubscribe links can be found via the gear menu inside the forum in Boost or via the Forum administration in Clean. Teachers can quickly change the mode via the 'Subscription mode' options and view the current subscribers via the 'Show/edit current subscribers' link. Teachers can manually subscribe or unsubscribe participants by clicking the 'Manage subscriptions' button. (Button renamed and re-positioned in 3.3; previously named 'Turn editing on'.)

Tips:

- Forcing everyone to subscribe is especially useful in the news forum and in forums towards the beginning of the course (before everyone has worked out that they can subscribe to these emails themselves).
- Changing the setting from "Auto subscription" to "Optional" will not unsubscribe existing users; it will only affect those who enrol in the course in the future. Similarly changing "Optional" to "Auto subscription" will not subscribe existing course users but only those enrolling later.
- There is also a "Subscription disabled" setting which prevents students from subscribing to a Forum. Teachers may choose to subscribe to a forum if they wish.

Subscribe to individual forum discussions



In a forum with optional or auto subscription you can choose which discussions to subscribe to by clicking the subscribe / unsubscribe icon to the right of the discussion.



Course discussion

In this space we'll discuss aspects of the course. Feel free to add new discussions and contribute where you think you have something of value to say!

[Add a new discussion topic](#)

Discussion	Started by	Replies	Last post
Comparing and Contrasting	 Heather Reyes	11	Heather Reyes <input type="checkbox"/> Tue, 7 Oct 2014, 4:48 PM
Background music - good examples	 Jeffrey Sanders	0	Jeffrey Sanders <input type="checkbox"/> Tue, 7 Oct 2014, 4:47 PM

[Not subscribed. Click to subscribe.](#)

When you reply to a post you will see a tickbox 'Discussion subscription'. It will already be ticked if you have chosen in your forum preferences to be subscribed to discussions you post in by default. If you have chosen not to subscribe to forum discussions by default, then you can tick this box to be notified of posts from this particular thread.

RSS

If RSS feeds are enabled for the site and for forums, then an expandable section for RSS settings will appear. Here the teacher can turn RSS feeds on or off for that forum. When set to "Discussions," the RSS feed will send out new discussions to subscribers. When set to "Posts," the RSS feed will send out any new posts to subscribers.

Cron must be working regularly for the RSS feed to work; otherwise participants will see 'Error reading RSS data'.

Blocking posts

By default, course participants can post any number of messages to forums. If you want to restrict this number and block them after a certain number or time, the expandable section 'Post threshold for blocking' allows you to specify your choice. You can also send a warning that they are about to be blocked.

Whole forum grading

New feature
in **Moodle 3.8!**

When grading is enabled from here, grading options appear, allowing the teacher to select points or a scale. Advanced grading methods such as rubrics may also be used and can be selected from the forum cog menu / Advanced grading. For more information on grading with forums, see Using Forum

Ratings

Forums use a rating scale which you can customise. You can also set a "Grade to pass" which may be connected with Activity completion and Restrict access such that a student will not be able to access a follow up activity until they have obtained a required grade (rating) in the forum.

By default, only teachers can rate forum posts, though students can be given permission to do so if desired (see forum permissions below). This is a useful tool for giving students participation grades. Any ratings given in the forum are recorded in the gradebook.

You can set an 'aggregate type' to decide how all the ratings given to posts in a forum are combined to form the final grade (for each post and for the whole forum activity). See Ratings for an explanation of aggregate types and which one is best for you.

Other settings

Depending on what is enabled for your site and course, you may also need to explore Common module settings, Restrict access and Activity completion

If you want your forum to display in the Course overview block, you need to add an 'Expect completed by' date in the Activity completion section.

If your Forum activity doesn't display as you wish, check the site settings below:

Using groups with Forums

For 'Group mode' in the expandable Common module settings section allows you to specify how your forum works with groups. (Note that Single simple discussions cannot be used with groups as this feature is not implemented. Use a standard forum instead.) For more information about using groups with forums, see the documentation Using Forum.

Site settings

A description for the Forum may or may not be obligatory depending on *Site administration > Plugins > Activity modules > Common settings*.

The forum module has additional settings which may be changed by an administrator in *Administration > Site administration > Plugins > Activity modules > Forum* and, for 'Maximum time to edit posts', in *Administration > Site administration > Security > Site policies*.

Subscription mode

New in 3.4: Administrators can select the default subscription mode for new forums from a drop down menu.

Timed forum posts

Teachers (and others with the capability mod/forum:viewhiddentimedposts) can then set a display period of a date and time for the forum post to appear.

Display period

Display start



17

May

2020

18

00



Enable

Display end



20

May

2020

18

00



Enable

Changing the subject line of forum notifications

Normally when forum subscribers receive emails from forums, the subject line is of the form: Course short name + Subject of post:

```
Date: Mon, 5 May 2014 13:24:02 +0100
Subject: Moodle 2.7 demo: May 5 Meeting
```

The subject line can be changed - for example to: Course short name + Forum name + Subject by going to *Site administration > Language > Language customisation* and in `forum.php` changing the string `postmailsubject` to

```
{ $a->courseshortname } { $a->forumname } { $a->subject }
```

```
Date: Mon, 5 May 2014 13:29:27 +0100
Subject: Moodle 2.7 demo Course announcements May 7 Meeting
```

Currently the placeholders available for use are:

```
{ $a->courseshortname }
{ $a->forumname }
{ $a->subject }
```

Retrieved from "https://docs.moodle.org/38/en/index.php?title=Forum_settings&oldid=136554"

Categories: [Forum](#) | [New features](#)

-
- This page was last modified on 27 January 2020, at 21:42.
 - Content is available under GNU General Public License unless otherwise noted.