

Editor's page

Revista Española de Cardiología: Current Situation and New Projects*Revista Española de Cardiología*: situación actual y nuevos proyectos

Ignacio Ferreira-González,^{a,*} Emad Abu-Assi,^b Miguel Ángel Arias,^b Pastora Gallego,^b Ángel Sánchez-Recalde,^b and Iria del Río^c

^a Editor-in-Chief, *Revista Española de Cardiología*

^b Associate Editor, *Revista Española de Cardiología*

^c Editorial Director, *Revista Española de Cardiología*

INTRODUCTION

This year marks the second of the current editorial team. In this “Editor’s page”, the editorial team reviews the previous year of *Revista Española de Cardiología* (Rev Esp Cardiol) and reports its overall situation and future direction. The impact factor (IF) of 4.485 achieved in 2017 is similar to that obtained the previous year and thus consolidates the bibliometric success of the journal. In addition, we are proud to remain the leading Spanish and bilingual cardiovascular journal. This is perhaps why the demand for publication in Rev Esp Cardiol has increased, which has unfortunately resulted in a high rate of manuscript rejection. Aware of this situation, and prudently deciding to not increase the number of published articles in order to avoid excessive bibliometric fluctuations, this editorial team is considering a new publication envisioned as a secondary journal of Rev Esp Cardiol, with a marked clinical focus and with the aim of stimulating clinical research and academic publication among young cardiologists. In the pages that follow, we analyze the previous year of Rev Esp Cardiol and present our plans for the new journal project.

PUBLICATIONS OF REV ESP CARDIOL DURING 2017

The total number of articles—specifically, “Original articles”, “Editorials”, “Scientific letters”, “Letters to the Editor”, and “Special articles”—published in Rev Esp Cardiol in 2017 vs previous years is shown in Figure 1. Although there was a slight fall in the number of articles, with a total of 312 vs 335 the previous year, there was an increase in the number of original articles and reviews, which are the two most defining elements of the scientific visibility of a journal. The drop in the number of published articles is primarily due to a lower submission rate for Letters to the Editor (44 fewer), in line with a slight decrease in the total publication demand, which was 1047 manuscripts vs 1160 in the previous year (Figure 2). This decrease also applies to original articles, whose submission rate fell slightly vs the previous year, although the journal still had the second highest demand for publication of original articles of all years (Figure 3).

As mentioned last year,¹ reviews were published on a variety of topics deemed to be of particular interest by the editorial team. During the past year, 10 review articles were published, 3 on cardio-

oncology,²⁻⁴ 2 on advanced therapies for heart failure,^{5,6} 1 on novel technological aspects in cardiology,⁷ 1 on valvular heart diseases,⁸ 1 on imaging,⁹ 1 on cardiac amyloidosis,¹⁰ and 1 comprehensive review of biomedical research in the cardiovascular field.¹¹ We wish to congratulate all of the authors for the quality of their work. Importantly, topics for review are usually selected toward the middle of the year in a meeting of the entire editorial team. Any author can propose a specific review topic by submitting an abstract of the review and its sections, with a summary of the authors’ experience in the field. At the meeting of the editorial team, if allowed by the space available for the editorial year, the most suitable reviews will be chosen from all of the proposals received.

One of the most significant quantitative changes has been in the number of scientific letters, which have increased from 74 in 2016 to 84 in 2017 (Figure 1). There are several reasons for this growth; the most important is the decision to increase the number of scientific letters per issue due to the stockpile that had been generated. It was also influenced by the change in the format of the annual updates coordinated by the different scientific sections of the Spanish Society of Cardiology (SEC). This series was published in previous years as special articles but they have been published as scientific letters since 2017 to reinforce their synthetic nature on the novelties of each scientific section. In 2017, 21 scientific letters were published with this format.

As noted last year,¹ each issue includes two new sections: the section “Atrium”, which is a synthesis of the contents of each issue with the most salient features of the original articles and editorials published, and the section “Viaje al corazón de las palabras” (Into the heart of terminology), written by Fernando A. Navarro and very well received by our readers.

Regarding the digital version of Rev Esp Cardiol and its presence on social networks, the boost provided by the incorporation of José Juan Gomez de Diego in 2016 as an ICT Consultant continues to yield excellent results (Figure 4). We encourage readers who have not yet done so to follow the journal not only in its digital edition on the website¹² and for tablets,¹³ but also on Twitter (@RevEspCardiol), Facebook¹⁴, and our blog.¹⁵ We also continue to have outstanding uptake of our Editor’s pick.¹⁶ In these videos, via a face-to-face interview, an author of a featured article in each issue summarizes the essential concepts of the work and explains its significance.

* Corresponding author: *Revista Española de Cardiología*, Ntra. Sra. de Guadalupe 5, 28028 Madrid, Spain.
E-mail address: rec@revespcardiol.org (I. Ferreira-González).

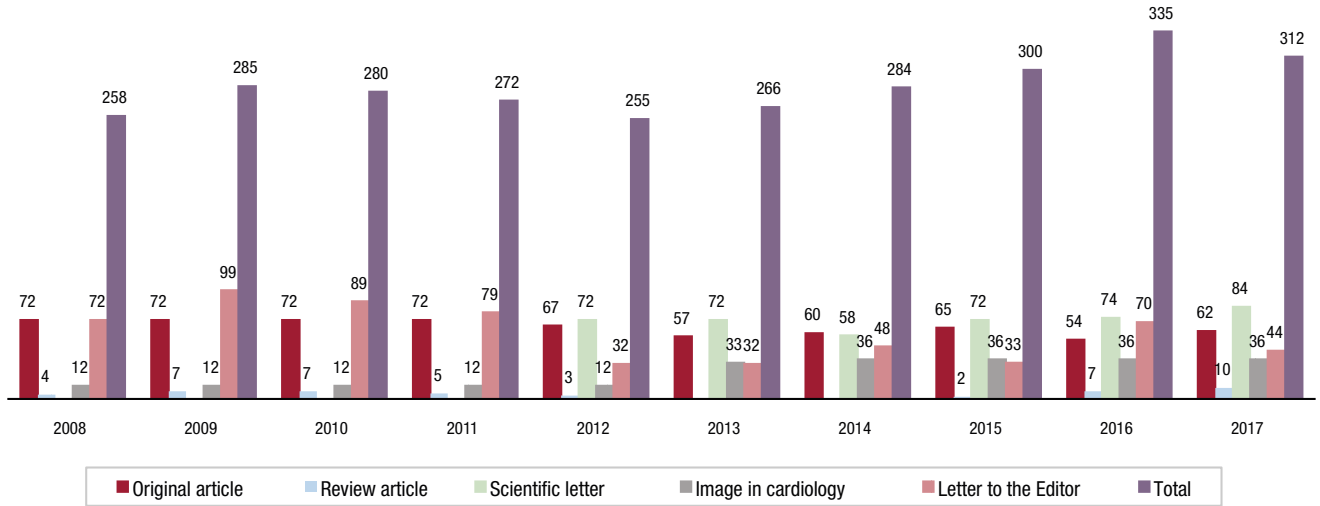


Figure 1. Year-on-year comparison of the total number of manuscripts published.

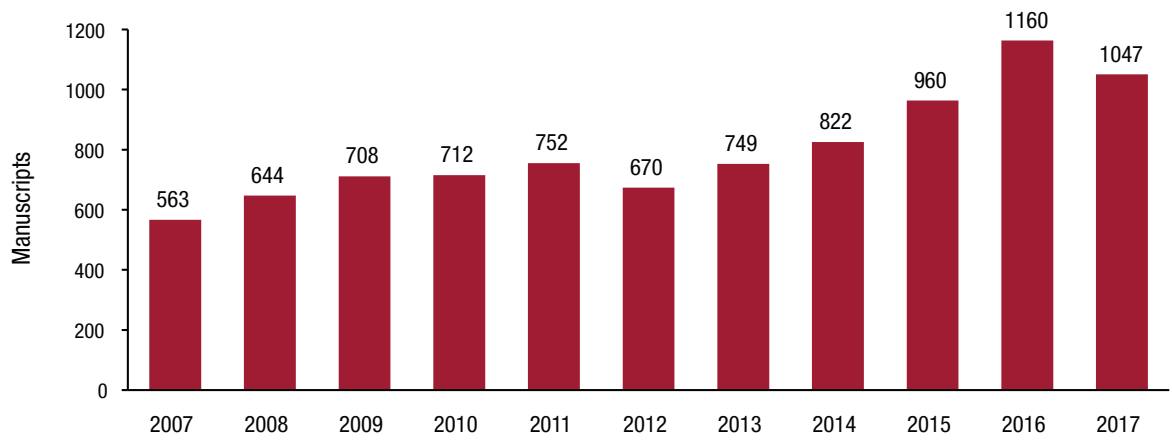


Figure 2. Year-on-year comparison of the total number of manuscripts received.

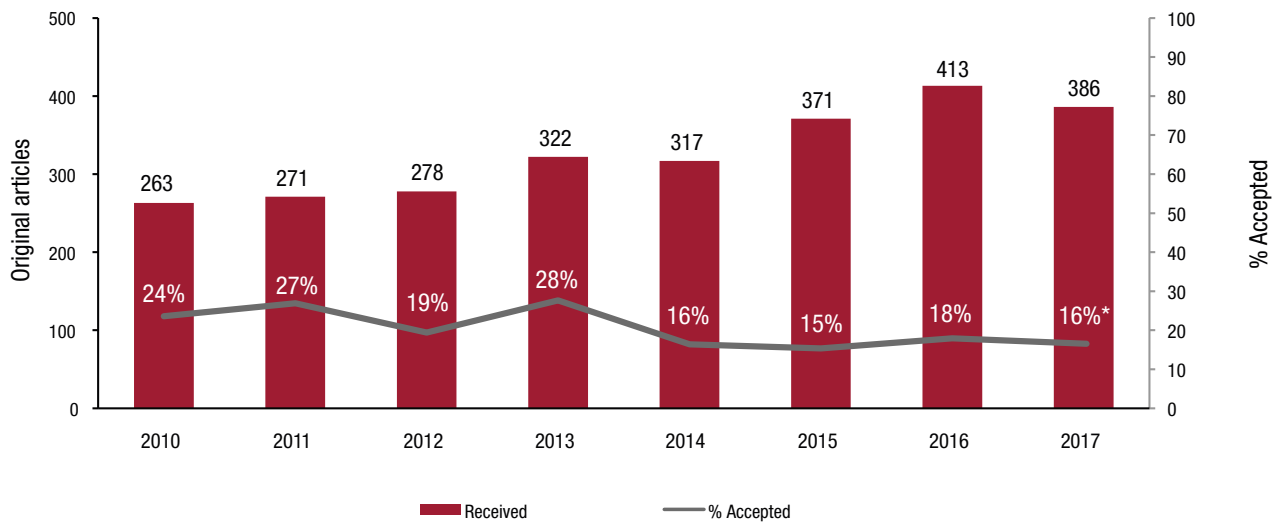


Figure 3. Number of original manuscripts received and the acceptance rate from 2010 to 2017. * At the time of publishing this article, there were 22 original articles received in 2017 pending acceptance or rejection.

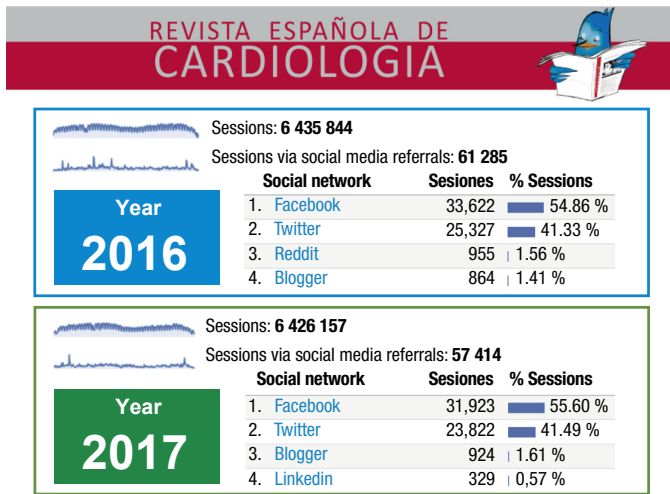


Figure 4. Number of sessions on www.revespcardiol.org, overall and via social media, in 2016 and 2017.

Finally, since April 2017, access to all articles published ahead of print is free only for members of the SEC and subscribers to Rev Esp Cardiol. Elsevier has implemented this change to adapt our situation to that of other journals published by the group.

THE EDITORIAL PROCESSES

Figure 5 shows the changes in the times required for the editorial process, specifically from when the authors submit the original version of their manuscript according to the guidelines of Rev Esp Cardiol until the first decision is made. The last year showed a slight increase of 1.4 days in the average processing time for the general editorial process. Although the time from manuscript submission to editor assignment has been slightly reduced, the other two phases have somewhat increased, particularly the time from editor assignment to article dispatch to the reviewer. This increase was, however, small and cannot be attributed to the learning curve of the new editorial team during

this second year, and the tendency for the next year should be for a reduction. What continues to improve is the work performed by our reviewers (Figure 6), whom we would like to sincerely thank again. We would also like to convey our gratitude to all reviewers who collaborate with Rev Esp Cardiol despite not belonging to our Editorial Committee (Table 1). For the quantity, quality, and speed of their evaluations, the elite reviewers of 2017 also deserve special mention (Table 2).

Compared with previous years, the full incorporation of the new editorial process involving the serial management of the two versions (Spanish and English) has significantly reduced the time from manuscript acceptance to its electronic publication, at least its publication in the original submission language. The average time between acceptance and ahead of print publication in the language of submission for original articles is currently less than 7 weeks. The version in the complementary language takes about 11 to 12 additional weeks. Readers will recall that the new process involves rapid editing and publication of the version in the original language of submission, which allows the article in its original version to be made quickly available ahead of print and, therefore, in the bibliographic databases (eg, ScienceDirect), in addition to the Rev Esp Cardiol website.¹² If the language of the original version is English, the article additionally becomes immediately available on PubMed. We would also like to take this opportunity to comment on a proposal that we have received, namely, encouraging Spanish as the initial language for manuscript submission. Undoubtedly, one of the strengths of Rev Esp Cardiol is its bilingual nature; we are very proud of this characteristic and believe that it boosts the presence of Spanish at the cutting edge of cardiovascular research. However, there are two indisputable facts: the language of scientific expression is English, and the scientific visibility of an article is directly related to the speed of publication after acceptance. Thus, precisely to improve the scientific visibility of their work, many Spanish-speaking authors have opted in recent years to submit their manuscripts directly in English. If accepted, these articles quickly appear on PubMed, encouraging their dissemination. Sometimes, these articles have been rejected by international journals publishing in English alone and are subsequently submitted to Rev Esp Cardiol. This requires an extra effort from our reviewers, most of whom are Spanish speakers, who often have to perform their work in English. Accordingly, that they

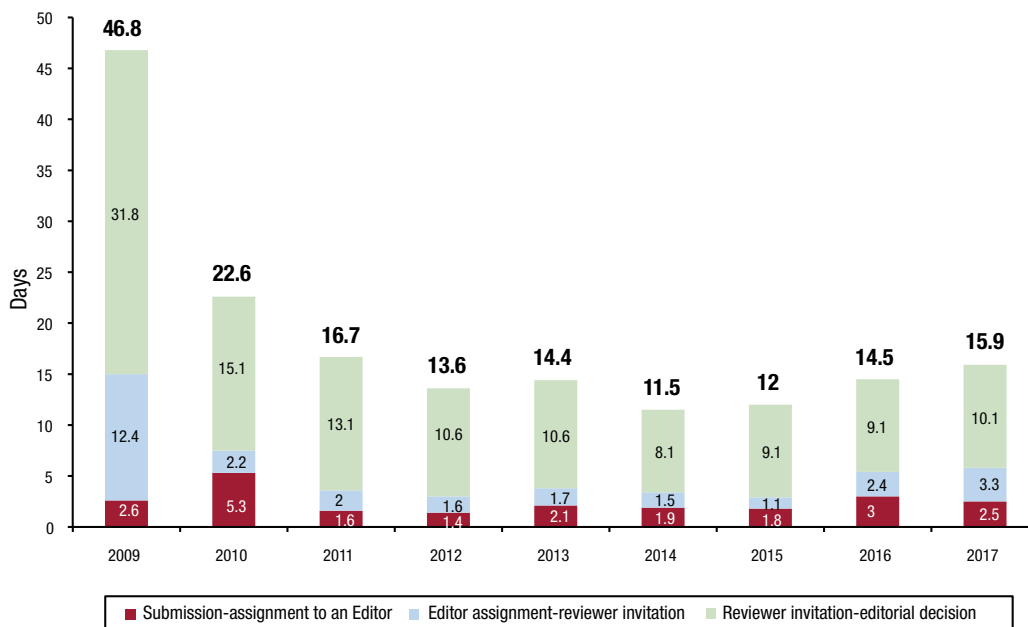


Figure 5. Mean manuscript processing time for initial submissions between 2009 and 2017.

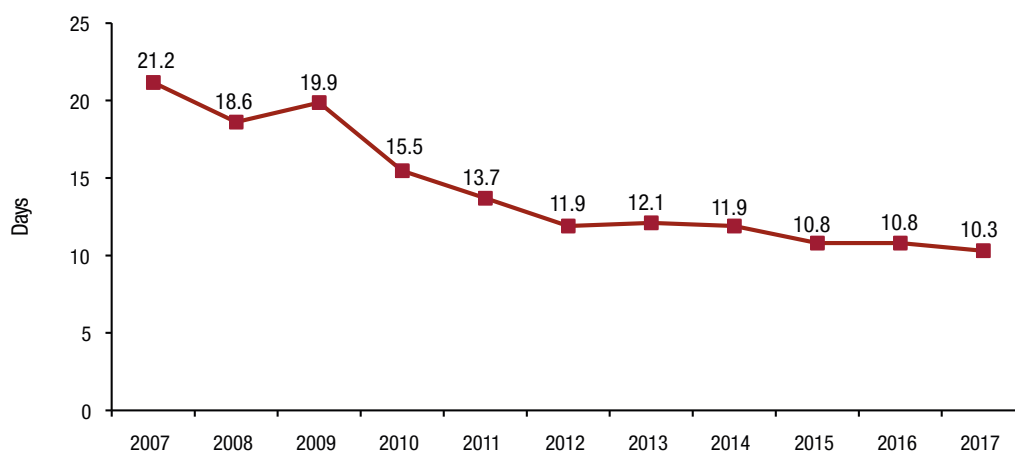


Figure 6. Response time for Rev Esp Cardiol reviewers for first drafts of original articles (data from the first 6 months of each year).

Table 1

Professionals Who Collaborated With *Revista Española de Cardiología* in 2017

César Abelleira	José F. Díaz	Iñaki Lekuona	Jessica Roa
Alejandro Adsuar-Gómez	Ernesto Díaz-Infante	Pablo Loma-Osorio	Oriol Rodríguez
Aristides Alarcón	David Dobarro	M. Pilar López	Sergio Rodríguez de Leiras
Dimpna C. Albert	Fernando Domínguez	Lorenzo López Bescós	Ramón Rodríguez-Olivares
Manuel Almendro-Delia	Laura Domínguez	José R. López-Mínguez	José F. Rodríguez-Palomares
Ezequiel Álvarez	Sonia Eiras	Emilio Luengo-Fernández	Inmaculada Roldán
Ignacio J. Amat	Alberto Esteban	Alfonso Macías	José M. Rubín
Fernando Antoñanzas	Rodrigo Estevez-Loureiro	Nicolás Manito	Anna Sabaté
Javier Aranceta-Bartrina	Ángel L. Fernández	Begoña Manso	Rafael Salguero-Bodes
Ángel Aroca	Jaime Fernández de Bobadilla	Sergio Manzano-Fernández	Luisa Salido
Dabit Arzamendi	José A. Fernández Díaz	M. Dolores Marrodán	Pablo Salinas
Pablo Ávila	Nuria Fernández-Hidalgo	Gerard Martí	Mariela Sánchez Martínez
Enrique J. Balbacid	Queralt Ferrer	Efrén Martínez-Quintana	Damián Sánchez Quintana
José Banegas	Xacobe Flores	Victoria Martín-Yuste	Joan Sánchez-de Toledo
Jordi Bañeras	Ángela Flox	Mónica Masotti	Laura Sanchis
Joaquín Barba	Eduardo Franco	Pedro Mata	Marcelo Sanmartín
Joan A. Barbera	María Gallego	Ana Méndez	Melisa Santas-Álvarez
Eduardo Barge-Caballero	Carlos García Santos-Gallego	Irene Méndez	Gloria Santos-Beneit
Gonzalo Barón-Esquivias	Alberto García-Lledó	Antonio J. Muñoz-García	Ricardo Sanz-Ruiz
Vicente Barriales	Pablo García-Pavía	Luis Nombela-Franco	Inés Sayago
Vivencio Barrios	Juan C. García-Rubira	Raymundo Ocaranza-Sánchez	Fernando Soto
Teresa Bastante	Juan M. Gil-Jaurena	Soledad Ojeda	Javier Suárez de Lezo
Víctor Bazán	Antonio E. Gómez Mechero	Jordi Ordóñez-Llanos	Gisela Teixido-Tura
Begoña Benito	Josep Gómez-Lara	Domingo Orozco	Antonio Tello-Montoliu
José R. Berrazueta	Elvira González Obeso	Julián Palomino	Luis Teruel
Michele Biscuola	Álvaro González Rocafort	Pablo Pazos	Leire Unzué
Montserrat Bret	Antonio González-Calle	Pablo Peñafiel	José Á. Urbano-Moral
Naiara Calvo	Francisco González-Vílchez	Carlos Peña-Gil	Félix Valencia
Óscar Cano	Encarnación Gutiérrez	Esther Pérez-David	Israel Valverde
José A. Carbonell	Enrique Gutiérrez	Antonia Pijuan-Domènech	Beatriz Vaquerizo
Juan Caro-Codón	Federico Gutiérrez	Luis Pintor	Sonia Velasco
Fernando Carrasco-Chinchilla	Hipólito Gutiérrez	Francisco Portela	Maite Velázquez
Antonio J. Castro	Gabriela Guzmán-Martínez	Raquel Prieto	Ana Viana
Marinela Chaparro-Muñoz	Pilar Jiménez	Sergio Raposeiras	Rafael Vidal-Pérez
Isabel Coma-Canella	Santiago Jiménez	Vicenç Riambau	David Vivas
David Couto	Juan Jiménez-Jáimez	Elena Refoyo	Fernando Worner
José I. Cuende	Alfonso Jurado-Román	Montse Rigol	Esther Zorio
Irene Dégano	Pablo Lapunzina	Juan J. Ríos-Blanco	

Table 2
List of Elite Reviewers 2017

Finn Akerström
Fernando Alfonso
Pablo Avanzas
Amelia Carro
Luciano Consuegra
Alberto Cordero
Carlos Escobar
Ramón López-Palop
Julio Núñez
Luis Rodríguez-Padial

continue to maintain excellent response times (Figure 6) is even more commendable.

Finally, a periodic review of the publication guidelines for Rev Esp Cardiol¹⁷ was performed in 2017 to ensure that they are kept up to date with international criteria^{18,19} and our own style standards. We have taken advantage of this opportunity to greatly expand the instructions to authors in order to facilitate the manuscript submission process and have included a new section on frequently asked questions.²⁰

BIBLIOMETRIC ASPECTS

The IF of Rev Esp Cardiol was consolidated, although it fell very slightly vs the previous year. As readers undoubtedly know, the IF increases with a higher number of citations generated by articles in a journal and a lower number of citable items, specifically original articles and reviews, in the previous 2 years. In the latest version, the IF has declined very slightly, perhaps due to the increase in the number of citable articles, because the total number of citations (731) has increased vs the previous year (717). Moreover, the total number of external citations received is the highest in the entire history of Rev Esp Cardiol. Figure 7 shows the bibliometric evolution of Rev Esp Cardiol, which was placed in the second quartile of cardiovascular journals, in position 33 among a total of 126 journals, in the 2016 edition of Journal Citation Reports (JCR) (Figure 8).

As already shown in last year’s “Editor’s page”,¹ we believe that it is important to know which of the research articles and reviews published in the journal have had the highest scientific dissemination and visibility in recent years. The publications of 2014 and 2015 influence the IF of JCR for 2016, while those published in 2015 and 2016 influence the IF for 2017; those published in 2017 influence the immediacy index, a reflection of the speed of the scientific visibility of a publication. Table 3 shows this information, extracted from the Web of Science from Clarivate Analytics⁵⁶ at the start of 2018. We would like to warmly congratulate all of the authors of these articles. Finally, as in every year, we must mention and commend the authors

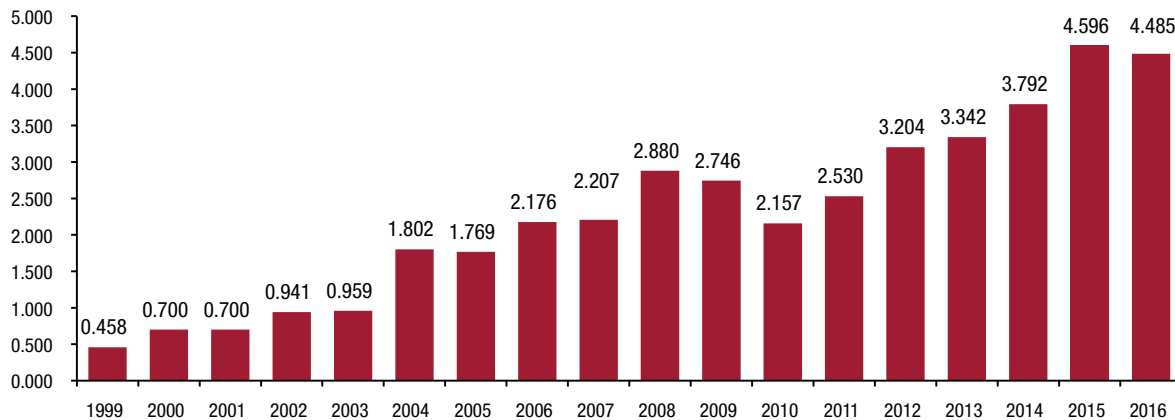


Figure 7. Changes in the impact factor of Rev Esp Cardiol since 1999.

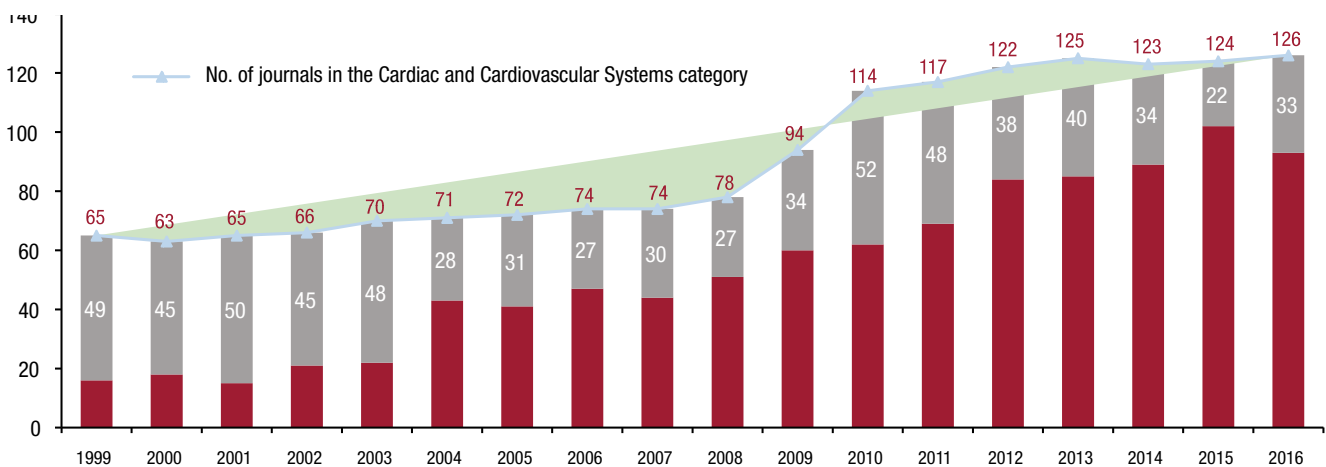


Figure 8. Changes in the ranking of Rev Esp Cardiol among other journals in the field of cardiovascular medicine according to their impact factors.

Table 3. Research Articles and Reviews Published in *Revista Española de Cardiología* in 2014, 2015, 2016 and 2017 Receiving the Most Citations up to December 2017

Year	Title	Type of publication	Total citations
2014	Prevalence of Atrial Fibrillation in Spain. OFRECE Study Results ²¹	Original article	23
	Normal Left Ventricular Mechanics by Two-dimensional Speckle-tracking Echocardiography. Reference Values in Healthy Adults ²²	Original article	14
	Paravalvular Leak Closure With the Amplatzer Vascular Plug III Device: Immediate and Short-term Results ²³	Original article	10
	Magnitude and Management of Metabolic Syndrome in Spain in 2008-2010: The ENRICA Study ²⁴	Original article	9
	Efficacy of an Integrated Hospital-primary Care Program for Heart Failure: A Population-based Analysis of 56 742 Patients ²⁵	Original article	9
	Protection Against Myocardial Ischemia-reperfusion Injury in Clinical Practice ²⁶	Review	8
	Sedentary Lifestyle and Its Relation to Cardiovascular Risk Factors, Insulin Resistance and Inflammatory Profile ²⁷	Original article	8
2015	Valve Thrombosis Following Transcatheter Aortic Valve Implantation: A Systematic Review ²⁸	Original article	15
	Anticoagulation Control in Patients With Nonvalvular Atrial Fibrillation Attended at Primary Care Centers in Spain: The PAULA Study ²⁹	Original article	14
	Prognosis and Management of Acute Coronary Syndrome in Spain in 2012: The DIOCLES Study ³⁰	Original article	10
	Acute Heart Failure: Epidemiology, Risk Factors, and Prevention ³¹	Review	9
	Assessment of Degree of Anticoagulation Control in Patients With Atrial Fibrillation in Primary Health Care in Galicia, Spain: ANFAGAL Study ³²	Original article	6
	Comparison of Estimated Glomerular Filtration Rate Equations for Dosing New Oral Anticoagulants in Patients With Atrial Fibrillation ³³	Original article	5
	Adherence to the ESC Heart Failure Treatment Guidelines in Spain: ESC Heart Failure Long-term Registry ³⁴	Original article	5
	Adipose-derived Mesenchymal Stem Cells and Their Reparative Potential in Ischemic Heart Disease ³⁵	Review	5
2016	Prevalence of General Obesity and Abdominal Obesity in the Spanish Adult Population (Aged 25-64 Years) 2014-2015: The ENPE Study ³⁶	Original article	13
	Update on Myocarditis and Inflammatory Cardiomyopathy: Reemergence of Endomyocardial Biopsy ³⁷	Review	9
	The Risk of Cardiovascular Events After an Acute Coronary Event Remains High, Especially During the First Year, Despite Revascularization ³⁸	Original article	9
	Iron Status in Chronic Heart Failure: Impact on Symptoms, Functional Class and Submaximal Exercise Capacity ³⁹	Original article	8
	Self-expanding Portico Valve Versus Balloon-expandable SAPIEN XT Valve in Patients With Small Aortic Annuli: Comparison of Hemodynamic Performance ⁴⁰	Original article	7
	Health-related Quality of Life of Patients With Chronic Systolic Heart Failure in Spain: Results of the VIDA-IC Study ⁴¹	Original article	6
	Transitions of Care Between Acute and Chronic Heart Failure: Critical Steps in the Design of a Multidisciplinary Care Model for the Prevention of Rehospitalization ⁴²	Review	6
	Implantation of the Micra Transcatheter Pacing System: Initial Experience in a Single Spanish Center ⁴³	Scientific letter	5
	Conduction Abnormalities and Pacemaker Implantations After SAPIEN 3 Vs SAPIEN XT Prosthesis Aortic Valve Implantation ⁴⁴	Original article	5
	Cardiovascular Magnetic Resonance in Cardiology Practice: A Concise Guide to Image Acquisition and Clinical Interpretation ⁴⁵	Review	5
2017	Cardiovascular Disease and Gross Domestic Product in Spain: Correlation Analysis by Autonomous Communities ⁴⁶	Scientific letter	4
	Attainment of LDL Cholesterol Treatment Goals in Children and Adolescents With Familial Hypercholesterolemia. The SAFEHEART Follow-up Registry ⁴⁷	Original article	3
	Accuracy of Area at Risk Quantification by Cardiac Magnetic Resonance According to the Myocardial Infarction Territory ⁴⁸	Original article	3
	The Ratio Between Visceral and Subcutaneous Abdominal Fat Assessed by Computed Tomography Is an Independent Predictor of Mortality and Cardiac Events ⁴⁹	Original article	3
	Long-term Follow-up of Patients With Severe Aortic Stenosis Treated With a Self-expanding Prosthesis ⁵⁰	Original article	3
	Predictors of Late Reperfusion in STEMI Patients Undergoing Primary Angioplasty. Impact of the Place of First Medical Contact ⁵¹	Original article	3
	A Novel Founder Mutation in MYBPC3: Phenotypic Comparison With the Most Prevalent MYBPC3 Mutation in Spain ⁵²	Original article	3
	Usefulness of a Cardiovascular Polypill in the Treatment of Secondary Prevention Patients in Spain: A Cost-effectiveness Study ⁵³	Original article	3
	The Role and Impact of Gut Microbiota in Cardiovascular Disease	Editorial	2
Thirty-day Outcome Following CoreValve Evolut R Transcatheter Aortic Valve Implantation: An All-comers Prospective Study	Original article	2	

Table 4

Articles Receiving an Award From the Spanish Society of Cardiology in 2017

1. Prizes awarded by the Spanish Society of Cardiology for articles published in Rev Esp Cardiol
<i>First prize</i>
Aranceta-Bartrina et al. Prevalence of General Obesity and Abdominal Obesity in the Spanish Adult Population (Aged 25-64 Years) 2014-2015: The ENPE Study. <i>Rev Esp Cardiol.</i> 2016;69:579-587.
<i>Second prize</i>
Rodríguez-Mañero, et al. Comparative Evaluation of Four Risk Scores for Predicting Mortality in Patients With Implantable Cardioverter-defibrillator for Primary Prevention. <i>Rev Esp Cardiol.</i> 2016;69:1033-1041.
2. Prizes awarded by the Spanish Society of Cardiology for the articles published in Rev Esp Cardiol with the greatest international impact
Most-cited articles, long-term
<i>First prize</i>
Grau et al. Cardiovascular risk factors in Spain in the first decade of the 21st Century, a pooled analysis with individual data from 11 population-based studies: the DARIOS study. <i>Rev Esp Cardiol.</i> 2011;64:295-304.
<i>Second prize</i>
Rodríguez-Artalejo et al. Rationale and methods of the study on nutrition and cardiovascular risk in Spain (ENRICA). <i>Rev Esp Cardiol.</i> 2011;64:876-882.
Most-cited articles, midterm
<i>First prize</i>
Kocabay et al. Normal left ventricular mechanics by two-dimensional speckle-tracking echocardiography. Reference values in healthy adults. <i>Rev Esp Cardiol.</i> 2014;67:651-658.
<i>Second prize</i>
Gómez-Doblas et al. Prevalence of Atrial Fibrillation in Spain. OFRECE Study Results. <i>Rev Esp Cardiol.</i> 2014;67:259-269.
3. Prizes awarded by the Clinical Cardiology Section (awarded to 2 articles)
Marrugat et al. Prevalence and Prognosis of High-risk Myocardial Infarction Patient Candidates to Extended Antiplatelet Therapy. <i>Rev Esp Cardiol.</i> 2016;69:480-487.
Salinas et al. ong-term Follow-up After Transcatheter Aortic Valve Implantation for Severe Aortic Stenosis. <i>Rev Esp Cardiol.</i> 2016;69:37-44.
4. Prize awarded by the Pediatric Cardiology and Congenital Heart Disease Section for the best article published in Rev Esp Cardiol
Fernández González et al. Percutaneous Stent Placement to Treat Coarctation of Aorta Due to Atresia in Adult Patients. <i>Rev Esp Cardiol.</i> 2016;69:1109-11.
5. Prize awarded by the Ischemic Heart Disease and Acute Coronary Care Section for the best article published in Rev Esp Cardiol
Rosell Ortiz et al. Survival and Neurologic Outcome After Out-of-hospital Cardiac Arrest. Results of the Andalusian Out-of-hospital Cardiopulmonary Arrest Registry. <i>Rev Esp Cardiol.</i> 2016;69:494-500.
6. Prize awarded by the Electrophysiology and Arrhythmias Section for the best article published in Rev Esp Cardiol
Rodríguez-Mañero et al. Primary Prevention of Sudden Death in Patients With Valvular Cardiomyopathy. <i>Rev Esp Cardiol.</i> 2016;69:272-278.
7. Prize awarded by the Cardiac Pacing Section for the best article published on cardiac pacing
Fontenla et al. Atrial rate-responsive pacing and incidence of sustained atrial arrhythmias in patients with implantable cardioverter defibrillators. <i>Pacing Clin Electrophysiol.</i> 2016;39:548-556.
8. Prize awarded by the Vascular Risk and Cardiac Rehabilitation Section for the best article published
Leopoldo Pérez de Isla et al. Attainment of LDL-Cholesterol Treatment Goals in Patients With Familial Hypercholesterolemia. 5-Year SAFEHEART Registry Follow-Up. <i>J Am Coll Cardiol.</i> 2016;67:1278-1285.
9. GE Healthcare prize for the best article on echocardiography published in Rev Esp Cardiol
Hidalgo et al. Effects of Mitral Annulus Remodeling Following MitraClip Procedure on Reduction of Functional Mitral Regurgitation. <i>Rev Esp Cardiol.</i> 2016;69:1020-1025.
10. Fifth Magda Heras prize for the best article published in an Iberoamerican cardiovascular journal
<i>First prize</i>
Aranceta-Bartrina et al. Prevalence of General Obesity and Abdominal Obesity in the Spanish Adult Population (Aged 25-64 Years) 2014-2015: The ENPE Study. <i>Rev Esp Cardiol.</i> 2016;69:579-587.
<i>Second prize</i>
Pereira et al. Trends in primary angioplasty in Portugal from 2002 to 2013 according to the Portuguese National Registry of Interventional Cardiology. <i>Rev Port Cardiol.</i> 2016;35:395-404.
<i>Third prize</i>
Viveros et al. Evaluation of clopidogrel response variability and identificacion of the CYP2C19 polymorphism in Mexican patients. <i>Arch Cardiol Mex.</i> 2016;86:297-304.

of the publications that have received awards conferred by the SEC based on scientific impact and quality (Table 4).

THE FUTURE

In recent years, and in parallel with its increased international visibility, Rev Esp Cardiol has recorded a notable and growing demand for publication that cannot be satisfied with its current capacity. As an

example, of the 1047 manuscripts received in 2017, Rev Esp Cardiol has so far rejected 686 (66%), with 22 manuscripts pending decision at the time of publishing this Editor's page.

To explore the final destination of the original manuscripts rejected by this editorial team, we searched the Web of Science⁵⁶ for the first 249 manuscripts received for publication as original articles that were ultimately rejected (Table 5). Of these articles, 110 (44.2%) were found in this database, although only 79 (31.7%) were published

in indexed journals, most with an IF lower than that of Rev Esp Cardiol. In fact, only 1 of them was finally published in a journal with an IF markedly higher than that of our journal (International Journal of Cardiology), whereas 6 were published in journals with a similar IF, although in the first quartile. Perhaps the most revealing statistic is that the 110 published articles generated only 67 citations, less than 1 per article, and only 7 generated more than 2 citations. Although careful interpretation of these data is required because the research was performed in a limited sample and by a single researcher, from our point of view, two conclusions may be drawn. The first is that, in general, the editorial team has shown good judgment in the selection of original manuscripts for the journal, because virtually none of the rejected articles generated a large number of citations after their publication in other journals. Moreover, most of the journals with a certain IF to which the rejected articles were submitted were quite specific journals, whose area of interest might lie outside that of the average reader of Rev Esp Cardiol. Secondly, and more importantly, there is a critical mass of original articles submitted to Rev Esp Cardiol that, although ultimately rejected, are of sufficient quality for dissemination to other publications.

Although the logical strategies to decrease the rejection rate would be to increase the number of articles in each issue of Rev Esp Cardiol and/or increase their frequency, such strategies would lead to a short-term decrease in the IF. However, the most important and reasonable conclusion is that the average quality level of original articles and reviews could be undermined, which would also have an impact on bibliometrics and prestige.

Nonetheless, the editorial team of Rev Esp Cardiol believes that a good number of the rejected manuscripts could be of more than sufficient quality to constitute a secondary journal title and has thus explored the feasibility and characteristics of this editorial project. The team believes that there is sufficient volume to publish up to 4 issues a year of a second title including 5 original articles in each issue, noting that this would encompass only between 10% and 15% of the original articles rejected by Rev Esp Cardiol. In this context, in November 2017, the Executive Committee of the SEC approved the creation of a second title, also edited by Elsevier and under the guise of a secondary journal, which is scheduled to be launched in 2019. The objective is to develop a new preferably online-only journal with an initial run of 4 issues a year in Spanish, a format similar to that of Rev Esp Cardiol, an independent editorial team, and a similar but eminently clinical focus, favoring original clinical research involving patients, training reviews on clinical matters, and observations and clinical cases. We encourage readers of Rev Esp Cardiol to contribute to the success of the new title by submitting their experimental results, observations, and clinical cases. In addition, one of the objectives of this publication is to enhance academic publication and clinical research among young cardiologists. We are convinced that, with the talent and enthusiasm found in Spanish and Latin American cardiology, the new project will be a success.

CONCLUSIONS

Rev Esp Cardiol is the official scientific publication of the SEC and serves as one of its vehicles of expression. The preceding year has seen consolidation of the bibliometric impact of Rev Esp Cardiol and demand for publication, which has resulted in a high rejection rate. For this reason, a project is underway to develop a new publication as a "secondary journal" of Rev Esp Cardiol, which hopefully can see the light of day at the beginning of next year and help to give more visibility to Spanish clinical research and academic publication.

ACKNOWLEDGMENTS

The Editors and the Editorial Director of Rev Esp Cardiol are grateful for the excellent work and continued efforts of Eva M. Cardenal, María González Nogal, and Helena Gómez-Lobo, essential

Table 5

Fate of the First 249 Manuscripts Rejected by the Current Editorial Team and the Number of Citations Generated

First manuscripts rejected by the current editorial team, n = 249	
Detected in any publication	110 (44.2%)
Detected in an indexed publication	79 (31.7%)
IF quartile (n = 79)	
Q1	18 (7.2%)
Q2	18 (7.2%)
Q3	23 (9.2%)
Q4	20 (8.0%)
With an IF higher than that of Rev Esp Cardiol	
Journal of the American Geriatrics Society (IF: 4.388)	
Heart Rhythm (IF: 4.886)	
Europace (IF: 4.521)	
Ultrasound in Obstetrics & Gynecology (IF: 4.710)	
Journal of Molecular Diagnostics (IF: 4.526)	
Cardiovascular Diabetology (IF: 4.752)	
International Journal of Cardiology (IF: 6.189)	
Total number of citations generated*	67
Citations per article, mean (range)	0.84 (0.46-1.22)
Articles with at least 3 citations	7 (2.1%)

IF, impact factor.

* Research performed December 29, 2017.

for the daily work of the journal and fundamental to achieve a publication of excellence. In addition, these words serve as a farewell to Montse Valero, who has been our journal manager for 8 years and whom we would like to thank for her excellent work ethic and her dedication and attention to detail.

CONFLICTS OF INTEREST

None declared.

REFERENCES

- Ferreira-González I, Abu-Assi E, Arias MA, Gallego P, Sánchez-Recalde Á. Revista Española de Cardiología: First Year Activity of the New Editorial Team. *Rev Esp Cardiol.* 2017;70:199-207.
- López-Fernández T, Thavendiranathan P. Emerging Cardiac Imaging Modalities for the Early Detection of Cardiotoxicity Due to Anticancer Therapies. *Rev Esp Cardiol.* 2017;70:487-495.
- Nhola LF, Villarraga HR. Rationale for Cardio-Oncology Units. *Rev Esp Cardiol.* 2017;70:583-589.
- Madonna R. Early Diagnosis and Prediction of Anticancer Drug-induced Cardiotoxicity: From Cardiac Imaging to "Omics" Technologies. *Rev Esp Cardiol.* 2017;70:576-582.
- Amat-Santos IJ, Varela-Falcón LH, Abraham WT. Current and Future Percutaneous Strategies for the Treatment of Acute and Chronic Heart Failure. *Rev Esp Cardiol.* 2017;70:382-390.
- Sánchez-Enrique C, Jorde UP, González-Costello J. Heart Transplant and Mechanical Circulatory Support in Patients With Advanced Heart Failure. *Rev Esp Cardiol.* 2017;70:371-381.
- Valverde I. Three-dimensional Printed Cardiac Models: Applications in the Field of Medical Education, Cardiovascular Surgery, and Structural Heart Interventions. *Rev Esp Cardiol.* 2017;70:282-291.
- Campelo-Parada F, Lairez O, Carrié D. Percutaneous Treatment of the Tricuspid Valve Disease: New Hope for the "Forgotten" Valve. *Rev Esp Cardiol.* 2017;70:856-866.
- Rommel KP, Lücke C, Lurz P. Diagnostic and Prognostic Value of CMR T 1-Mapping in Patients With Heart Failure and Preserved Ejection Fraction. *Rev Esp Cardiol.* 2017;70:848-855.
- De la Torre Hernández JM, Edelman ER. De la investigación no clínica a los ensayos y registros clínicos: retos y oportunidades en la investigación biomédica. *Rev Esp Cardiol.* 2017;70:1121-1133.
- González-López E, López-Sainz A, García-Pavía P. Diagnosis and Treatment of Transthyretin Cardiac Amyloidosis. Progress and Hope. *Rev Esp Cardiol.* 2017;70:991-1004.

12. Revista Española de Cardiología. Available at: <http://www.revescardiol.org>. Accessed 1 Jan 2018.
13. Google Play. App de Revista Española de Cardiología. Available at: <https://play.google.com/store/apps/details?id=com.sec.revescardiol>. Accessed 1 Jan 2018.
14. Facebook. Revista Española de Cardiología. Available at: <https://www.facebook.com/revescardiol/>. Accessed 1 Jan 2018.
15. Sociedad Española de Cardiología. Blog Revista Española de Cardiología. Available at: <https://secardiologia.es/multimedia/blog/rec>. Accessed 1 Jan 2018.
16. Revista Española de Cardiología. Vídeos del Editor. Available at: <http://www.revescardiol.org/en/videos/>. Accessed 11 Jan 2018.
17. Revista Española de Cardiología. Instructions for authors. Available at: <http://www.revescardiol.org/en/guia-autores/>. Accessed 11 Jan 2018.
18. International Committee of Medical Journal Editors. Available at: <http://www.icmje.org>. Accessed 11 Jan 2018.
19. Committee on Publication Ethics (COPE). Available at: <https://publicationethics.org>. Accessed 11 Jan 2018.
20. Revista Española de Cardiología. Frequently asked questions. Available at: <http://www.revescardiol.org/en/preguntas-frecuentes/>. Accessed 11 Jan 2018.
21. Gómez-Doblas JJ, Muñoz J, Martín JJ, et al.; OFRECE study collaborators. Prevalence of Atrial Fibrillation in Spain. OFRECE Study Results. *Rev Esp Cardiol*. 2014;67:259-269.
22. Kocabay G, Muraru D, Diletta Peluso, et al. Normal Left Ventricular Mechanics by Two-dimensional Speckle-tracking Echocardiography. Reference Values in Healthy Adults. *Rev Esp Cardiol*. 2014;67:651-658.
23. Cruz-Gonzalez I, Rama-Merchan JC, Arribas-Jimenez A, et al. Paravalvular Leak Closure With the Amplatzer Vascular Plug III Device: Immediate and Short-term Results. *Rev Esp Cardiol*. 2014;67:608-614.
24. Guallar-Castillón P, Pérez RF, López García E, et al. Magnitude and Management of Metabolic Syndrome in Spain in 2008-2010: The ENRICA Study. *Rev Esp Cardiol*. 2014;67:367-373.
25. Comín-Colet J, Verdú-Rotellar JM, Vela E, et al.; working group of the Integrated Program for Heart Failure Management of the Barcelona Litoral Mar Integrated Health Care Area, Spain. Efficacy of an Integrated Hospital-primary Care Program for Heart Failure: A Population-based Analysis of 56,742 Patients. *Rev Esp Cardiol*. 2014;67:283-293.
26. García-Dorado D, Rodríguez-Sinovas A, Ruiz-Meana M, Inseste J. Protection Against Myocardial Ischemia-reperfusion Injury in Clinical Practice. *Rev Esp Cardiol*. 2014;67:394-404.
27. León-Latre M, Moreno-Franco B, Andrés-Esteban EM, et al.; Aragon Workers' Health Study investigators. Sedentary Lifestyle and Its Relation to Cardiovascular Risk Factors, Insulin Resistance and Inflammatory Profile. *Rev Esp Cardiol*. 2014;67:449-455.
28. Córdoba-Soriano JG, Puri R, Amat-Santos I, et al. Valve Thrombosis Following Transcatheter Aortic Valve Implantation: A Systematic Review. *Rev Esp Cardiol*. 2015;68:198-204.
29. Barrios V, Escobar C, Prieto L, et al. Anticoagulation Control in Patients With Nonvalvular Atrial Fibrillation Attended at Primary Care Centers in Spain: The PAULA Study. *Rev Esp Cardiol*. 2015;68:769-776.
30. Barrabés JA, Bardají A, Jiménez-Candil J, et al.; investigators of DIOCLES study. Prognosis and Management of Acute Coronary Syndrome in Spain in 2012: The DIOCLES Study. *Rev Esp Cardiol*. 2015;68:98-106.
31. Farmakis D, Parissis J, Lekakis J, Filippatos G. Acute Heart Failure: Epidemiology, Risk Factors, and Prevention. *Rev Esp Cardiol*. 2015;68:245-248.
32. Cinza-Sanjurjo S, Rey-Aldana D, Gestal-Pereira E, Calvo-Gómez C; investigators of the ANFAGAL (ANTicoagulación en pacientes con Fibrilación Auricular en el ámbito de atención primaria de GALicia) study. Assessment of Degree of Anticoagulation Control in Patients With Atrial Fibrillation in Primary Health Care in Galicia, Spain: ANFAGAL Study. *Rev Esp Cardiol*. 2015;68:753-760.
33. Manzano-Fernández S, Andreu-Cayuelas JM, Marín F, et al. Comparison of Estimated Glomerular Filtration Rate Equations for Dosing New Oral Anticoagulants in Patients With Atrial Fibrillation. *Rev Esp Cardiol*. 2015;68:497-504.
34. Crespo-Leiro MG, Segovia-Cubero J, González-Costello J, et al.; project research team. Adherence to the ESC Heart Failure Treatment Guidelines in Spain: ESC Heart Failure Long-term Registry. *Rev Esp Cardiol*. 2015;68:785-793.
35. Badimon L, Oñate B, Vilahur G. Adipose-derived Mesenchymal Stem Cells and Their Reparative Potential in Ischemic Heart Disease. *Rev Esp Cardiol*. 2015;68:599-611.
36. Aranceta-Bartrina J, Pérez-Rodrigo C, Alberdi-Aresti G, Ramos-Carrera N, Lázaro-Masedo S. Prevalence of General Obesity and Abdominal Obesity in the Spanish Adult Population (Aged 25-64 Years) 2014-2015: The ENPE Study. *Rev Esp Cardiol*. 2016;69:579-587.
37. Dominguez F, Kühl U, Pieske B, Garcia-Pavia P, Tschöpe C. Update on Myocarditis and Inflammatory Cardiomyopathy: Reemergence of Endomyocardial Biopsy. *Rev Esp Cardiol*. 2016;69:178-187.
38. Abu-Assi E, López-López A, González-Salvado V, et al. The Risk of Cardiovascular Events After an Acute Coronary Event Remains High, Especially During the First Year, Despite Revascularization. *Rev Esp Cardiol*. 2016;69:11-18.
39. Enjuanes C, Bruguera J, Grau M, et al. Iron Status in Chronic Heart Failure: Impact on Symptoms, Functional Class and Submaximal Exercise Capacity. *Rev Esp Cardiol*. 2016;69:247-255.
40. Del Trigo M, Dahou A, Webb JG, et al. Self-expanding Portico Valve Versus Balloon-expandable SAPIEN XT Valve in Patients With Small Aortic Annuli: Comparison of Hemodynamic Performance. *Rev Esp Cardiol*. 2016;69:501-508.
41. Comín-Colet J, Anguita M, Formiga F, et al.; VIDA-IC (Quality of Life and Heart Failure in Spain: Current Situation) multicenter study researchers. Health-related Quality of Life of Patients With Chronic Systolic Heart Failure in Spain: Results of the VIDA-IC Study. *Rev Esp Cardiol*. 2016;69:256-271.
42. Comín-Colet J, Enjuanes C, Lupón J, Cainzos-Achirica M, Badosa N, Verdú JM. Transitions of Care Between Acute and Chronic Heart Failure: Critical Steps in the Design of a Multidisciplinary Care Model for the Prevention of Rehospitalization. *Rev Esp Cardiol*. 2016;69:951-961.
43. Pachón M, Puchol A, Akerström F, Rodríguez-Padial L, Arias MA. Implantation of the Micra Transcatheter Pacing System: Initial Experience in a Single Spanish Center. *Rev Esp Cardiol*. 2016;69:346-349.
44. Husser O, Kessler T, Burgdorf C, et al. Conduction Abnormalities and Pacemaker Implantations After SAPIEN 3 Vs SAPIEN XT Prosthesis Aortic Valve Implantation. *Rev Esp Cardiol*. 2016;69:141-148.
45. Valbuena-López S, Hinojar R, Puntmann VO. Cardiovascular Magnetic Resonance in Cardiology Practice: A Concise Guide to Image Acquisition and Clinical Interpretation. *Rev Esp Cardiol*. 2016;69:202-210.
46. Escaño-Marín R, Pérez-Belmonte LM, Rodríguez de la Cruz E, Gómez-Doblas JJ, De Teresa-Galván E, Jiménez-Navarro. Cardiovascular Disease and Gross Domestic Product in Spain: Correlation Analysis by Autonomous Communities. *Rev Esp Cardiol*. 2017;70:210-212.
47. Saltijeral A, Pérez de Isla L, Alonso R, et al.; SAFEHEART Investigators. Attainment of LDL Cholesterol Treatment Goals in Children and Adolescents With Familial Hypercholesterolemia. The SAFEHEART Follow-up Registry. *Rev Esp Cardiol*. 2017;70:444-450.
48. Fernández-Friera L, García-Ruiz JM, García-Álvarez A, et al. Accuracy of Area at Risk Quantification by Cardiac Magnetic Resonance According to the Myocardial Infarction Territory. *Rev Esp Cardiol*. 2017;70:323-330.
49. Ladeira-Lopes R, Sampaio F, Bettencourt N, et al. The Ratio Between Visceral and Subcutaneous Abdominal Fat Assessed by Computed Tomography Is an Independent Predictor of Mortality and Cardiac Events. *Rev Esp Cardiol*. 2017;70:331-337.
50. Avanzas P, Pascual I, Muñoz-García AJ, et al. Long-term Follow-up of Patients With Severe Aortic Stenosis Treated With a Self-expanding Prosthesis. *Rev Esp Cardiol*. 2017;70:247-253.
51. Carol Ruiz A, Masip Utset J, Ariza Solé A; researchers of the Codi Infart registry of Catalonia. Predictors of Late Reperfusion in STEMI Patients Undergoing Primary Angioplasty. Impact of the Place of First Medical Contact. *Rev Esp Cardiol*. 2017;70:162-169.
52. Sabater-Molina M, Saura D, García-Molina Sáez E, et al. A Novel Founder Mutation in MYBPC3: Phenotypic Comparison With the Most Prevalent MYBPC3 Mutation in Spain. *Rev Esp Cardiol*. 2017;70:105-114.
53. Barrios V, Kaskens L, Castellano JM, et al. Usefulness of a Cardiovascular Polypill in the Treatment of Secondary Prevention Patients in Spain: A Cost-effectiveness Study. *Rev Esp Cardiol*. 2017;70:42-49.
54. Kitai T, Tang WHW. The Role and Impact of Gut Microbiota in Cardiovascular Disease. *Rev Esp Cardiol*. 2017;70:799-800.
55. Perrin N, Roffi M, Frei A, et al. Thirty-day Outcome Following CoreValve Evolut R Transcatheter Aortic Valve Implantation: An All-comers Prospective Study. *Rev Esp Cardiol*. 2017;70:713-719.
56. Clarivate Analytics Web of Science. Available at: <http://clarivate.com/products/web-of-science>. Accessed 10 Jan 2018.