



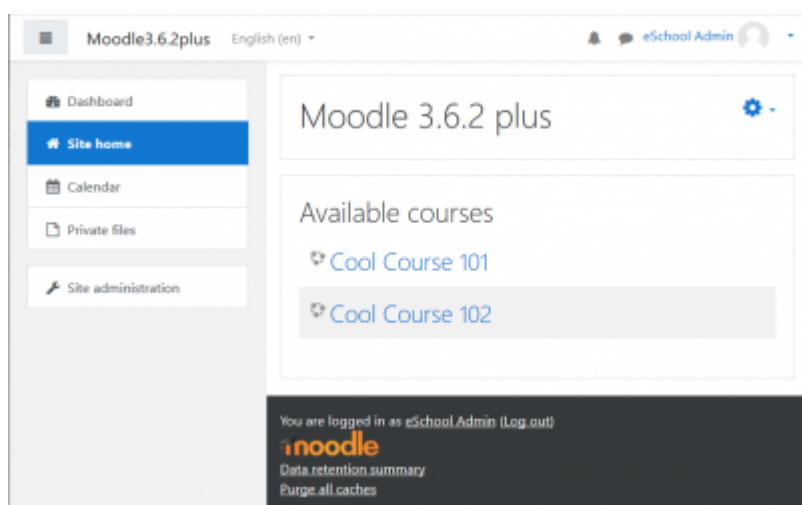
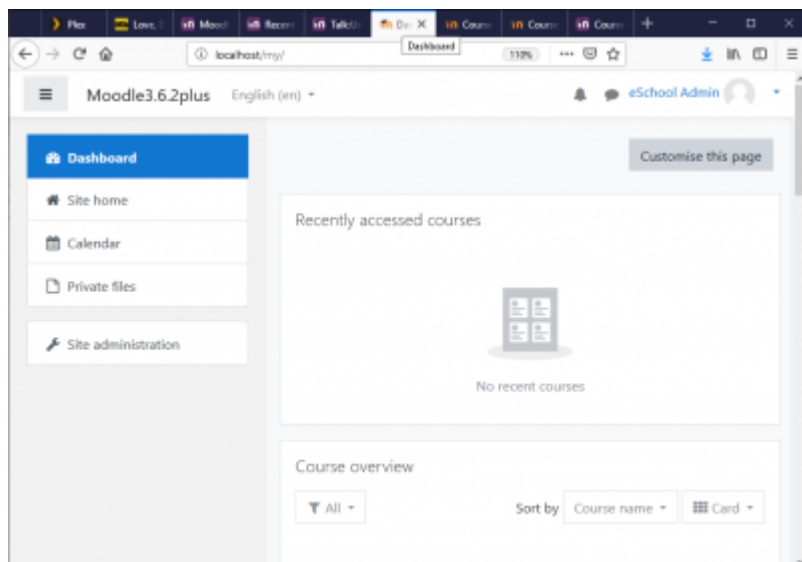
- Home
- Documentation
- Downloads
- Demo
- Tracker
- Development
- Translation
- Moodle.net
- Search

You are here

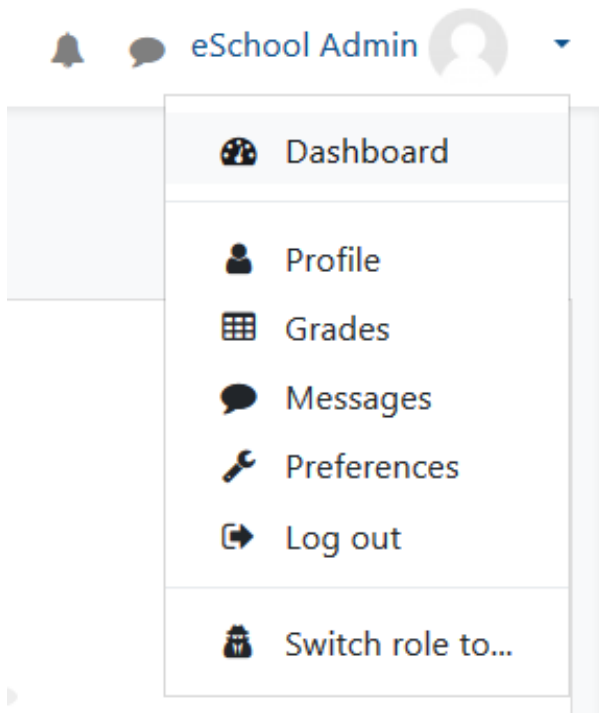
- Main page
- ► User menu

User menu

The user menu can be accessed by clicking on the small triangle next to your user name at the top right of the Dashboard, the home page, or most other pages in your Moodle site.



When you click on the small triangle next to your user name, a dropdown menu will show links to your dashboard, profile, grades, messages and your preferences. There will also be a link to log out of the site, and (if you are a teacher or admin) there may be a link that allows you to Switch your role



Retrieved from "https://docs.moodle.org/38/en/index.php?title=User_menu&oldid=133356"

-
- This page was last modified on 17 March 2019, at 20:41.
 - Content is available under GNU General Public License unless otherwise noted.