

- Home
- Documentation
- Downloads
- Demo
- Tracker
- Development
- Translation
- Moodle.net
- Search

You are here

Header and footer

Main page ► Managing a Moodle site ► Site appearance ► **Header and footer**
Site appearance

- Front page
- Dashboard
- User menu
- User profiles
- Navigation
- Course list
- **Header and footer**
- Logos
- Themes

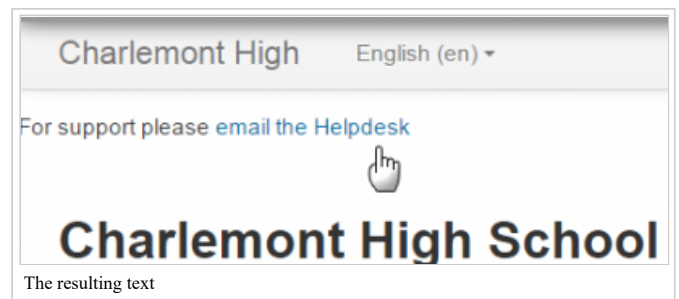
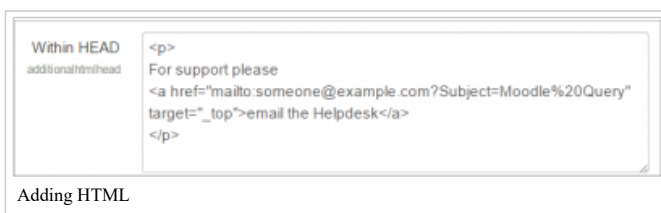
You can easily add links and other information to the top and bottom, and header and footer of your Moodle site.

Contents

- 1 Customising the header
 - 1.1 Dropdown menus
- 2 Customising the footer
 - 2.1 Footer link to Moodle docs
- 3 'Get the mobile app' link
- 4 Theme settings options
- 5 Customising the 'main body' section
- 6 See also

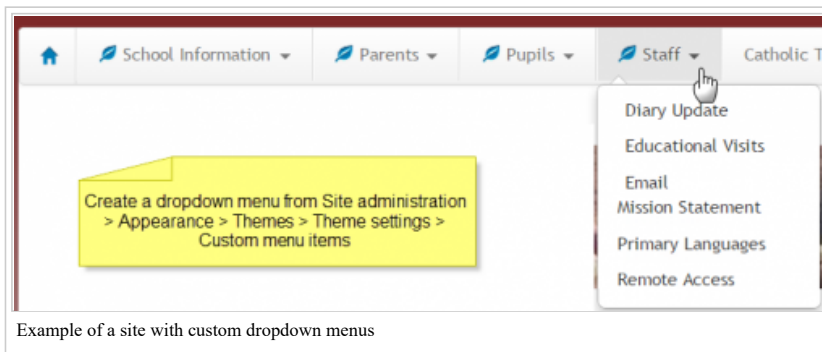
Customising the header

- The administrator can add links, metatags, CSS or Java Script to the header section of your page via *Site administration > Appearance > Additional HTML*
- You can specify HTML or CSS or JavaScript that you want added to every page without altering the Moodle code files.
- Add your HTML/CSS to the 'Within HEAD' box



Dropdown menus

Although not strictly in the 'header' section, custom dropdown menus may be added to the top of your site via *Site administration > Appearance > Themes > Theme settings* and adding your links to the Custom menu box, using the examples given to help you.

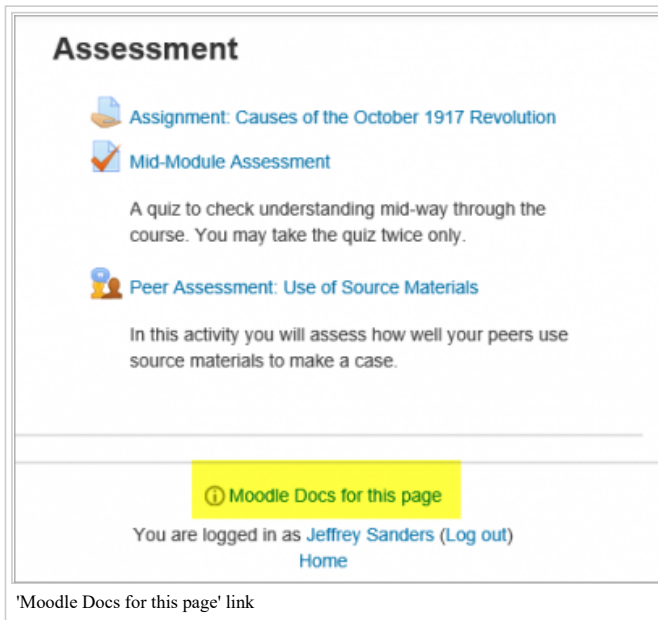


Customising the footer

- As with header options in the section above, the administrator can add links, CSS or Java Script to the footer section of your page via *Site administration > Appearance > Additional HTML*
- This might be useful for adding Google Analytics, for example.
- Add your HTML/CSS to the 'Before BODY is closed' box.

Footer link to Moodle docs

- Moodle Docs is an abbreviation for *Moodle documentation*.
- By default, managers, teachers and non-editing teachers (and any other users with the capability moodle/site:doclinks) have "Moodle Docs for this page" links at the bottom of each page in Moodle for accessing context-specific documentation.



- An administrator can change Moodle Docs settings in *Administration > Site administration > Appearance > Moodle Docs*. The link can be made to open in a new window; the docs language may be forced, and the docs link may be removed by removing the link from the Moodle docs document root field.
- If you have your own custom documentation online or wish to link to other documentation online, you can change the link in this Moodle docs document root field.
- You can download the Moodle Docs files for several branches and languages of Moodle Docs from <http://wimski.org/docs/>. These files can be hosted in a local intranet and this may be useful for places that have strict internet policies that prevent Moodle users from reaching The Moodle Docs site.

'Get the mobile app' link

In Moodle 3.4 onwards, the link 'Get the mobile app' in the footer encourages users to make use of the Moodle Mobile app.

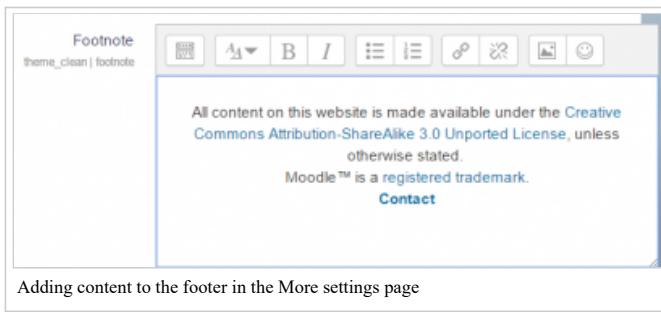
By default, the link is <https://download.moodle.org/mobile> however the setting 'App download page' (in 'Mobile appearance' in the Site administration) can be changed e.g. for sites using a branded mobile app.

If mobile services are not enabled for the site, then the 'Get the mobile app' link is not displayed.

To prevent the 'Get the mobile app' link being displayed, simply remove the URL from the 'App download page' setting and save changes.

Theme settings options

Some themes allow you to add custom CSS and footer text via their settings pages. The standard 'Clean' and 'More' themes offer this option, via *Site administration > Appearance > Themes > Clean/More*



Customising the 'main body' section

- As with header and footer options, you can add code and script to the main body of the page.
- This might be useful for adding a banner image, a text heading or an alert message for example.
- Add your content to the 'When BODY is opened' box.

See also

- Theme settings for details of how to set up custom menu items
- <http://wimski.org/docs/> for downloading offline Moodle Docs pages.

Retrieved from "https://docs.moodle.org/38/en/index.php?title=Header_and_footer&oldid=133790"

Category: Site administration

-
- This page was last modified on 15 May 2019, at 15:03.
 - Content is available under GNU General Public License unless otherwise noted.