

- Home
- Documentation
- Downloads
- Demo
- Tracker
- Development
- Translation
- Moodle.net
- Search

You are here

Using Feedback

Main page ► Managing a Moodle course ► Activities ► Feedback activity ► **Using Feedback**
Feedback

- Feedback settings
- Building Feedback
- **Using Feedback**
- Feedback FAQ

Contents

- 1 What the student sees
- 2 What the teacher sees
 - 2.1 Overview
 - 2.2 Edit questions
 - 2.3 Template
 - 2.4 Analysis
 - 2.5 Show responses
 - 2.6 Show non-respondents
- 3 Why use Feedback?
 - 3.1 Guest surveys
 - 3.2 Sign up!
 - 3.3 Contact us
 - 3.4 Anti-bullying surveys
 - 3.5 Making choices
 - 3.6 Use of Moodle!
 - 3.7 IT Skills audit
- 4 See also

What the student sees

- When first clicking on a feedback activity, the student will be presented with an entry page with description and link to the feedback questions:

Course evaluation

Please give us your feedback on the quality of the teaching and the learning materials in this course.

[Answer the questions](#)

- Clicking the link takes them to the feedback questions which they complete and then submit by clicking the "Submit your answers" button.

Course evaluation

Mode: Anonymous
 (*)Answers are required to starred questions.


How do you rate the quality of the course materials?*

Excellent
 Good
 Satisfactory
 Unsatisfactory

Which of these activities did you find the most valuable? You may choose more than one.

Reading
 Writing
 Speaking
 Listening
 Blended
 Group work
 Tests

Do you have any constructive comments to make?



- On submitting their responses, they will be directed to a particular URL or a "thankyou" page whose message can be personalised in the Feedback_settings

What the teacher sees

Overview

- When a feedback survey has been completed the teacher will see, via the Overview tab, the number of students who have responded so far:

Course evaluation

Overview [Edit questions](#) [Templates](#) [Analysis](#) [Show responses](#)

Submitted answers: 1
Questions: 3
Allow answers from: Wednesday, 15 January 2014, 9:10 AM
Allow answers to: Monday, 20 January 2014, 5:00 PM

Edit questions

The Edit Questions tab will allow them to tweak their questions.

Template

- The Template tab allows them to save this particular survey's questions as a template for future use, or to use a template that has already been created. See Feedback_templates for more detailed information.
- An administrator(or other user with system permissions) can save a template as "public" to allow it to be reused in different courses. A regular editing teacher does not have this capability. See Template creator for how to allow teachers the ability to save templates as "public"

Course evaluation

Overview Edit questions Templates Analysis Show responses

▼ Use a template

No templates available yet

▼ Save these questions as a new template

Name

Public

Save as new template

Delete template...

Export questions/ Import questions

Saving as a template





Analysis

This screen shows a graphical summary of the results of each question:





Overview Edit questions Templates Analysis Show responses

Submitted answers: 3
Questions: 9

Please select the option that best describes your position in our school community

- Parent or Guardian:		2 (66.67 %)
- Concerned Social worker:		0
- Enterprise link worker:		1 (33.33 %)
- Other:		0

(Communication) How good do you feel communication in our school is?

- excellent:		0
- good:		2 (66.67 %)
- satisfactory:		0
- unsatisfactory:		1 (33.33 %)

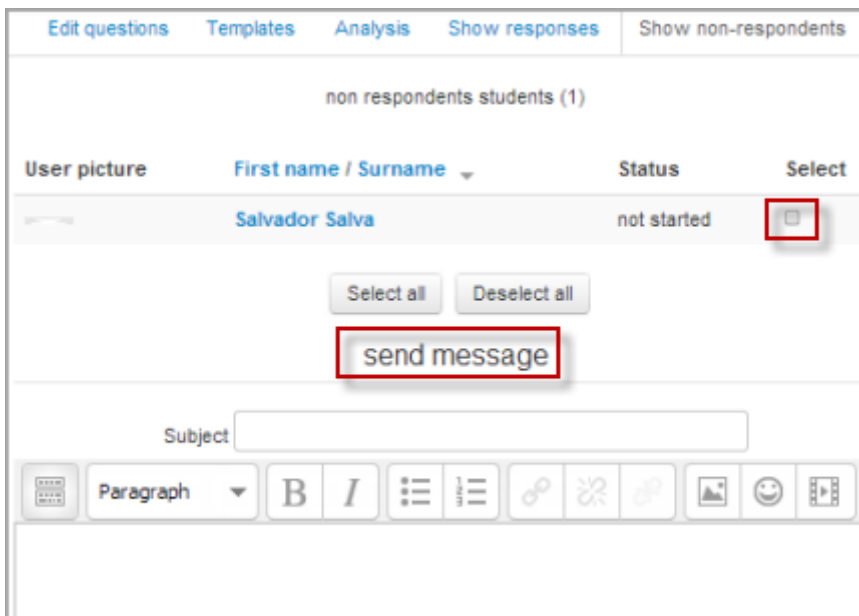
Show responses

This screen allows for the teacher to see and then delete individual responses if required, and download table data in various formats.

Show non-respondents

Unless the responses are set to anonymous, there will also be a "Show non-respondents" tab where the Teacher or Feedback activity administrator can select some or all users who have not yet completed the feedback and send them a reminder message.

Note: users may be able to control when or how they receive this message, depending on the configuration of Messaging Outputs on your particular site. See here for details.



Why use Feedback?

- Apart from the obvious use here of evaluating a course, feedback surveys have a variety of uses, both within a course and for non-logged in users on the front page. The ability to set them as "anonymous" means also that sensitive issues can be surveyed without students worrying who might see their responses. Some ideas:

Guest surveys

Anonymously, on the front page, non-logged in users such as parents can be questioned on their opinions about, eg, the website design, school policies, school meals.

To set up a guest survey, you need to enable some settings at site level, see **How can I allow non-logged in users to give feedback?** in Feedback FAQ

Sign up!

Guests can be invited to sign up for events/courses via the feedback module.

Contact us

Non-logged in users can use an instance of the feedback module as a "contact us" form.

Anti-bullying surveys

Students can be asked to highlight anonymously any incidences of bullying, along with their location and type.

Making choices

Students can select course modules or subjects they wish to study in a subsequent year/semester. The results can be exported and easily collated to match availability.

Use of Moodle!

Staff can be surveyed on which Moodle modules they use/would like more training in

IT Skills audit

Staff - or students - can be surveyed to discover their IT skills and weaknesses to highlight training needs.

See also

- Example of feedback on a school's performance from School demo site (Log in with username:parent/password:moodle)

- Example of analysis of feedback on a school's performance from School demo site (Log in with username:teacher/password:moodle)

Retrieved from "https://docs.moodle.org/38/en/index.php?title=Using_Feedback&oldid=135206"

Category: Feedback

- This page was last modified on 2 September 2019, at 10:49.
- Content is available under GNU General Public License unless otherwise noted.