

- Home
- Documentation
- Downloads
- Demo
- Tracker
- Development
- Translation
- Moodle.net
- Search

You are here

Using External tool

Main page ► Managing a Moodle course ► Activities ► External tool ► **Using External tool**
 External tool

- External tool settings
- **Using External tool**
- External tool FAQ

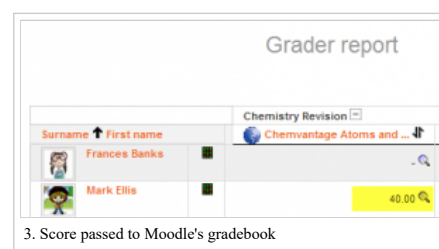
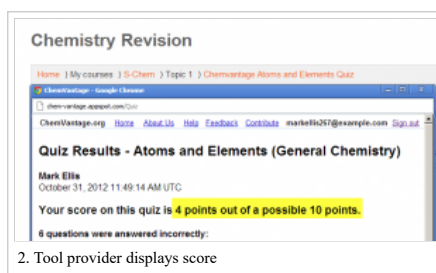
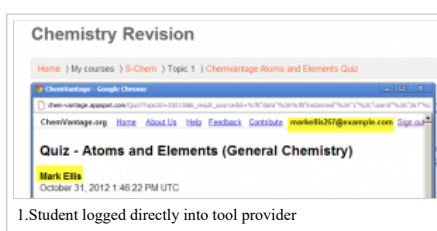
Finding LTI providers to use

Here is a list of LTI certified tools from IMS Global.

See also LTI Apps for another list of examples.

A working example

- The Moodle School demo site has a Senior School Chemistry revision course The course is open to guests but activities are only available if you log in. Log in with username "student" and password "moodle".
- While there are many revision quizzes created with Moodle's own Quiz module, the Open Education ChemVantage site also offers videos, homeworks and alternative quizzes, so linking to such a tool provider allows teachers to save time generating their own teaching materials while benefitting from resources available elsewhere.
- When students click the External tool link (in this case the ChemVantage Atoms & Elements quiz) they are automatically signed into the connecting site/tool provider (screenshot 1 below) and can take the quiz immediately.
- When the student has completed the quiz, the tool provider displays their grade (screenshot 2 below) and when the student logs out of the tool provider, the grade is passed back into Moodle (screenshot 2 below)



See also

Retrieved from "https://docs.moodle.org/38/en/index.php?title=Using_External_tool&oldid=135195"

Categories: External tool | Chemistry

- This page was last modified on 2 September 2019, at 10:31.
- Content is available under GNU General Public License unless otherwise noted.