

Introduction

The Course announcement as its name suggests, is a facility for making announcements related to a course. It appears automatically when a new course is created, at the top middle section of the course page as shown in the figure below.

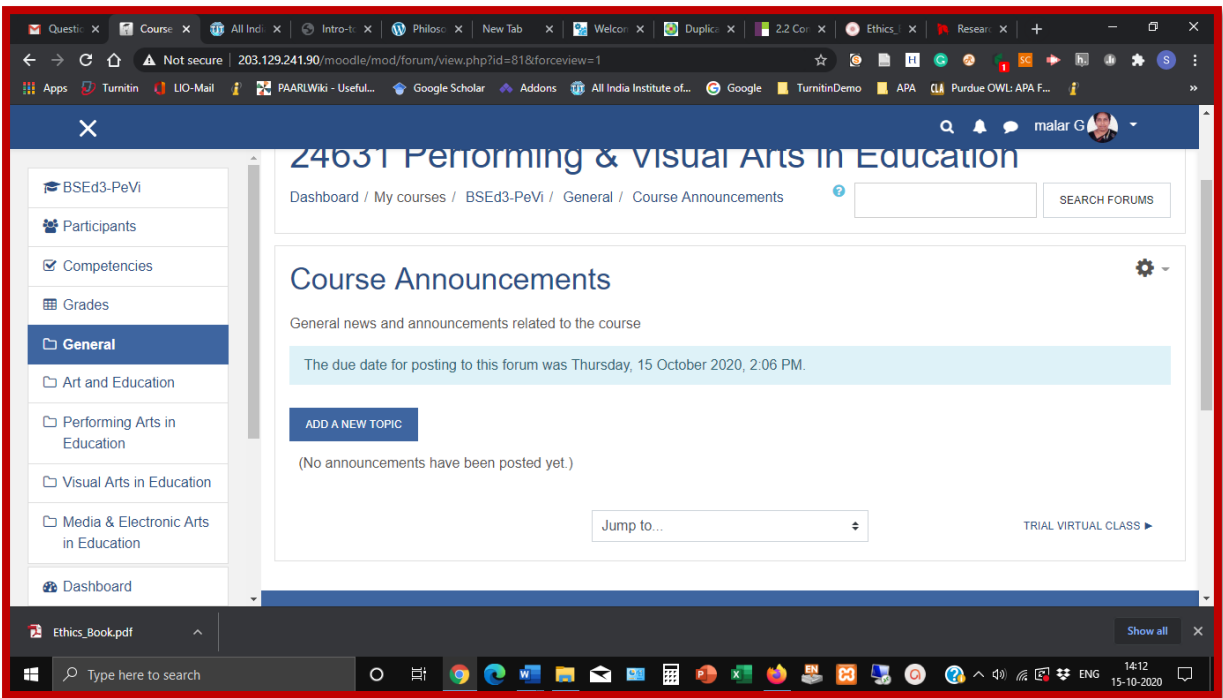
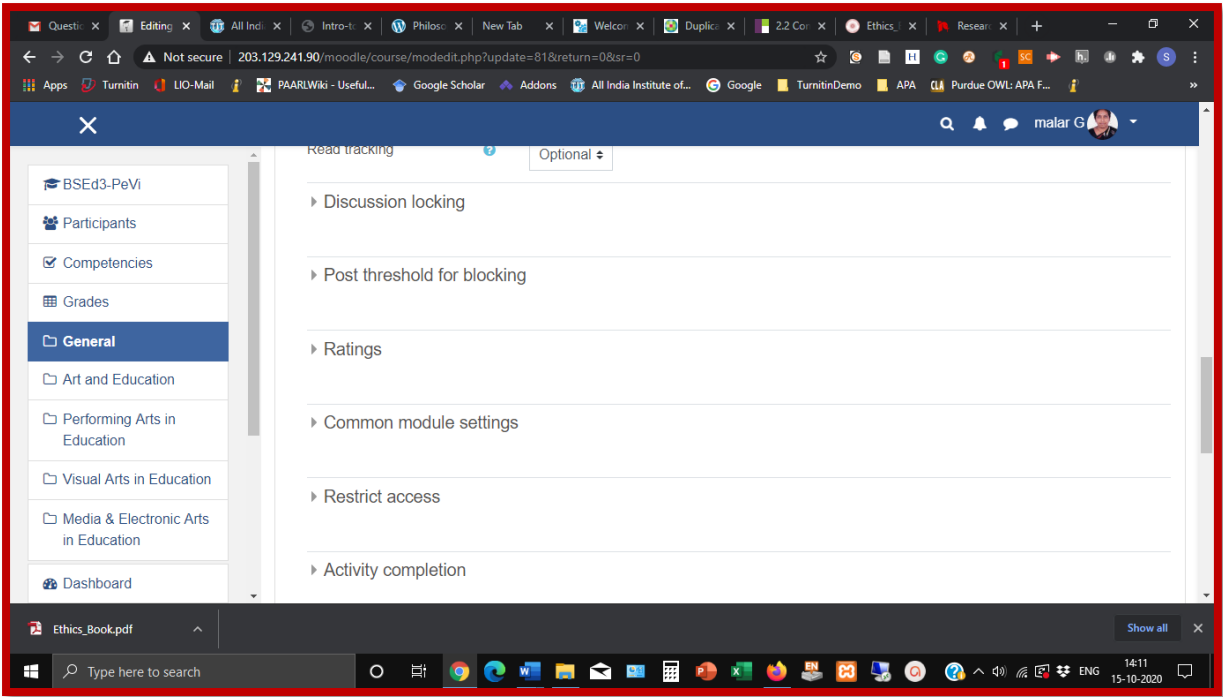
Course Announcement is a very useful tool for communicating to all the students in a class. The name of the News Forum can be changed to something more appropriate, such as 'Important Announcements' or the like. This is a useful feature and many use this forum in a Moodle course to announce exam dates, times or changes to exams, lectures or seminars, as well as important information about course work throughout a term or special announcements relating to events.

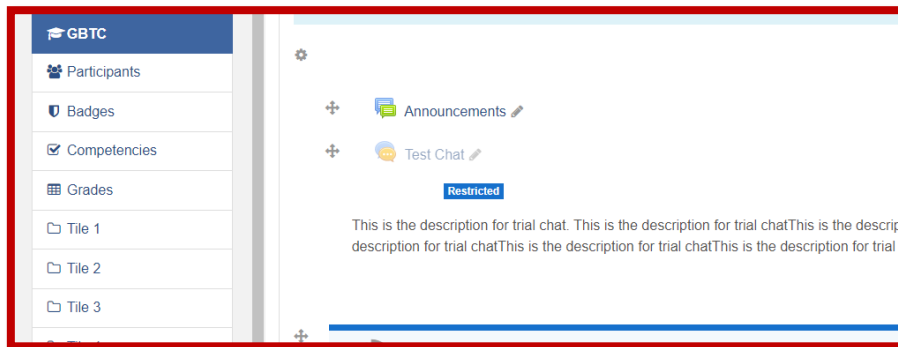
Only the instructor can post in the New Forum. Students cannot post or reply

When an announcement is posted via course announcements, an e-mail notification is sent to each user in the course. This can be an excellent way to ensure students are made aware of important course information, events or changes. Note that if students have set their messaging notifications to not receive e-mail notifications, the e-mail will not be sent to them and you will not be notified of this. Announcements will appear immediately in the course announcement forum, however, the e-mail notification will be delayed for 30 minutes before being sent for distribution. This delay will allow you to edit the announcement before the e-mail notification is sent. This delay period is system-wide and not configurable by the teacher. However, teacher can force the announcement e-mail to be sent immediately at the time of its composing.

This screenshot shows the 'Availability' section of a Moodle forum. The forum type is 'Announcements'. The 'Due date' is set to 15 October 2020 at 14:06, and the 'Cut-off date' is set to 31 December 2020 at 14:06. Both dates have 'Enable' checkboxes checked. The 'Attachments and word count' section shows 'Maximum attachment size' set to 'Site upload limit (8MB)', 'Maximum number of attachments' set to 1, and 'Display word count' set to 'No'. The 'Subscription and tracking' section is partially visible at the bottom.

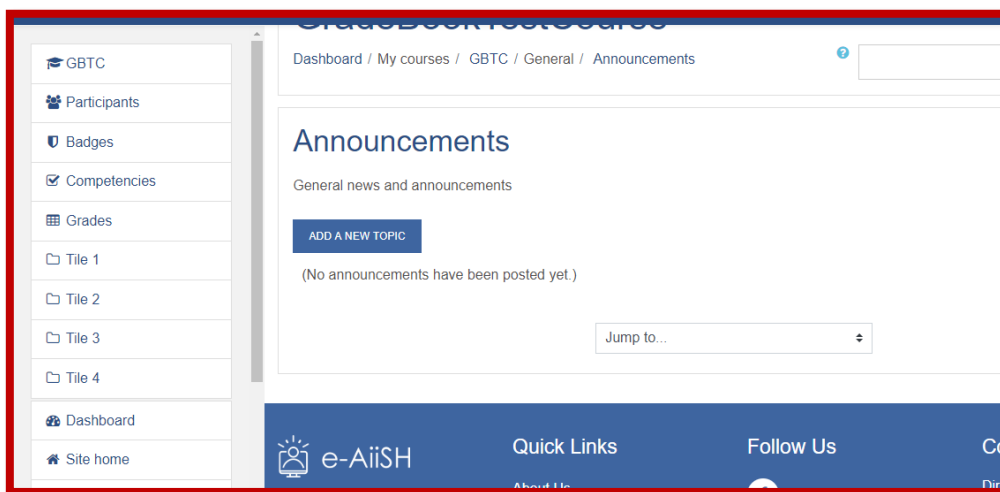
This screenshot shows the 'General' section of the Moodle forum settings. The 'Forum name' is 'Course Announcements'. The 'Description' field contains the text 'General news and announcements related to the course'. A rich text editor toolbar is visible above the description field. The 'Display description on course page' checkbox is checked. The 'Forum type' is 'Announcements'.



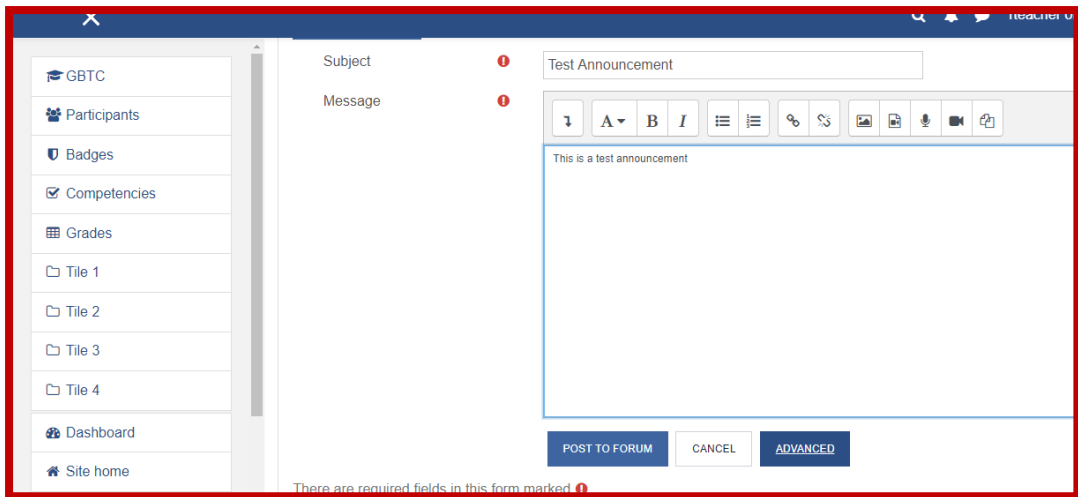


Follow the steps given below to configure the Course Announcement.

1. Click on Announcement button (with editing turned off) which will take you to a page for entering **Subject** and **Message** of the Announcement as shown in Figure....

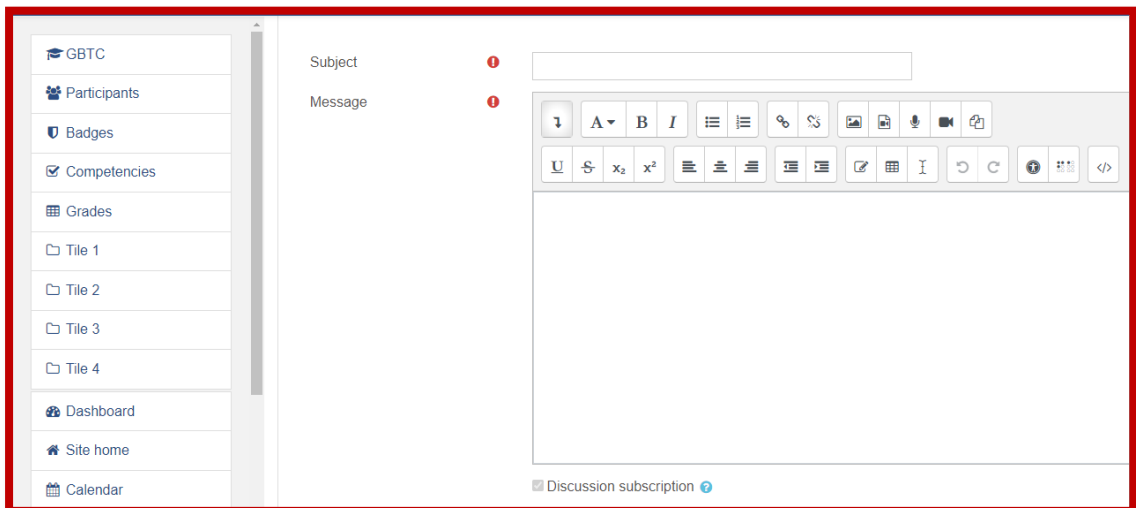


2. Enter the subject and the message to be announced. It may be noted that in addition to text message, the announcement can be also be in audio and video format and images, if any, can include in it. (Figure....)
3. After entering the subject and message, click the **Advanced** tab below (Figure)



4. You can see that by default settings has been made for the announcement to be subscribed by all the users. (If required, it can be made optional by the site administrator)

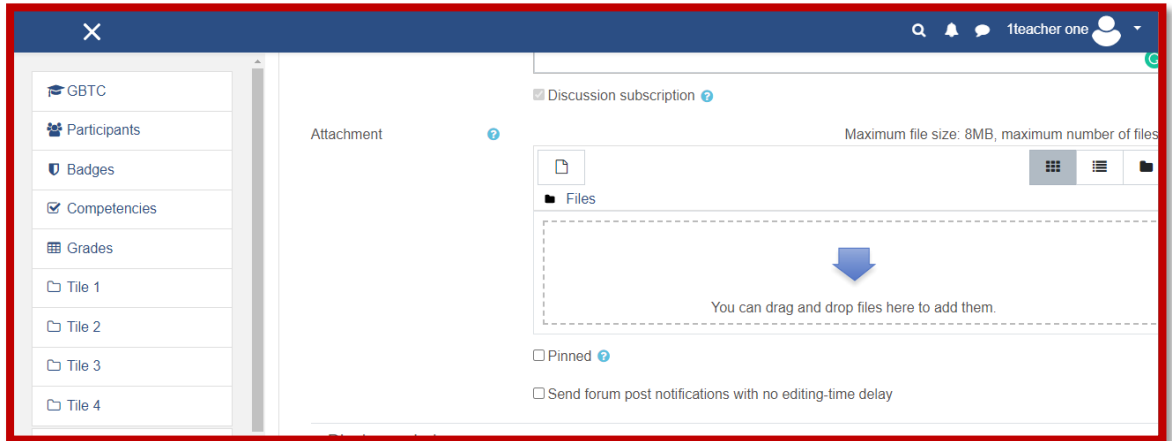
5. The teacher can attach files, if any, along with the message.



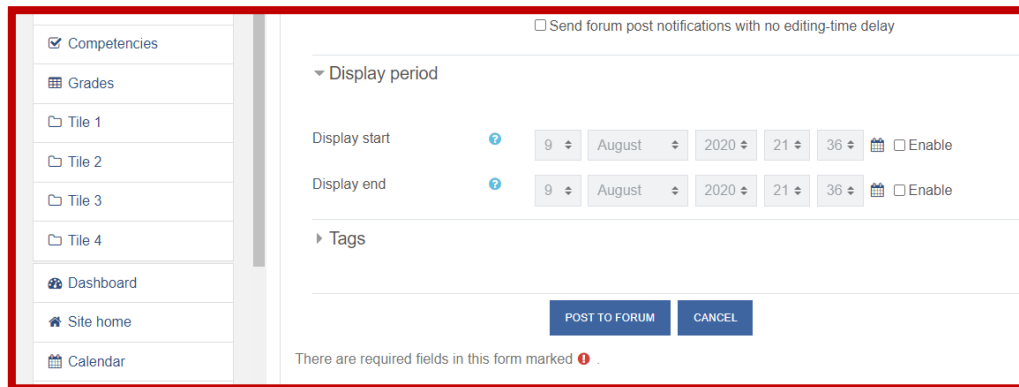
6. Tick '**Pinned**' option to bring this announcement on the top of other announcements posting later. (Figure)

7. 'Send forum post notifications with no editing-time delay' will enable the user to distribute the announcement through e-mail without the default 30 minutes delay.

(Figure)



8. The teacher can set a display period of a date and time for the announcement to appear using the **Display Period** option (Figure...)



9. After setting the Display Period, click the tab 'Post to Forum'