

Caring for your Hearing Aid Do's and Don'ts

by Audiology 9

FILE	CARING_FOR_YOUR_HEARING_AID_DOS_AND_DON_TS.PDF (890.57K)		
TIME SUBMITTED	10-OCT-2014 12:30PM	WORD COUNT	556
SUBMISSION ID	462786391	CHARACTER COUNT	2421



caring for your hearing aid
DOS and DON'TS



1

ALL INDIA INSTITUTE OF SPEECH AND HEARING

Manasagangothri, Mysore - 570 006

Caring For Your **Hearing Aid**: Dos and Don'ts

DOS :

1. Keep your **hearing** aid clean and dry. Keep the battery compartment open when the hearing aid is not in use. You may also use a **dehumidifier**. A dehumidifier is a small box, with silica gel crystals which absorb moisture and keep the hearing aid dry. Remember to take the batteries out before placing your hearing aids in the dehumidifier.



2. Store your hearing aid in a cool and dry place
3. Handle your hearing aid gently and with care
4. Change batteries regularly
5. Get the hearing aid serviced at least once a year
6. Get your hearing tested regularly once a year
7. Keep in touch with your audiologist



8. Change your ear mold as often as required
9. Keep your ears clean
10. Handle your hearing aid with clean and dry fingers
11. Make sure your ear mold fits well
12. Detach the earmold and clean it every 2-3 days with warm water and soap/ shampoo. Dry thoroughly before use
13. Visit your ENT specialist regularly


14. Keep yourself informed about new models of hearing aids, changes in hearing aid prices, welfare schemes, etc
15. Maintain a record of any complaints/questions you may have with regard to the hearing aid
16. Maintain a record of any complaints/questions you may have with regard to the hearing aid. Also keep a record of the model, category and serial number of the hearing aid.
17. Always have spare batteries and cord.

DON'TS :

1. Do not drop, bang or jam your hearing aid on hard surfaces
2. Do not twist/pull/knot the cord or tubing




3. Do not wear your hearing aid in the rain

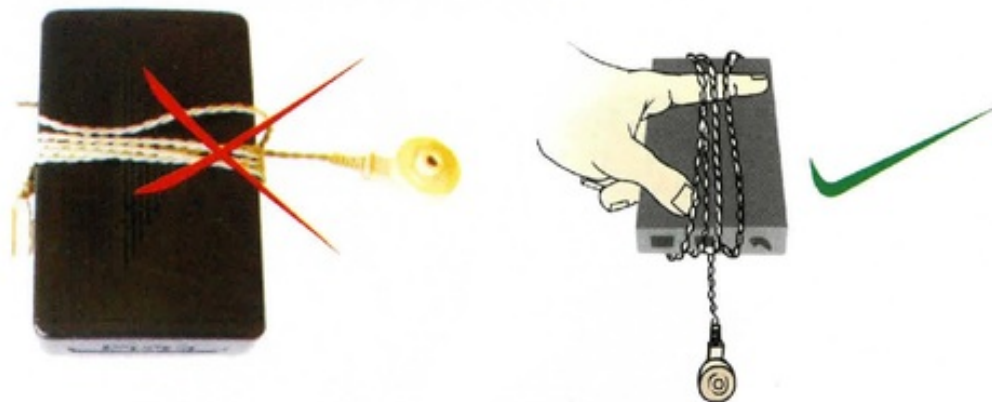


4. Do not let leave the hearing aid where children and pets can reach it.
5. Do not expose the hearing aid to dust or water

6. Do not keep the hearing aid in direct sunlight



7. Do not expose the hearing aid to extreme temperatures.
8. Do not hang the hearing aid from the cord/tube, as this will create pressure on the cord/tube and the receiver
9. Do not store the hearing aid in too much heat, or close to any electronic gadgets
10. Do not allow the ear mold to become blocked with wax and debris
11. Do not attempt to repair broken/loose switches or electronic problems by yourself
12. Do not expose the hearing aid/ear mold to strong chemicals
13. Do not wind the cord tightly around the hearing aid



14. Do not leave batteries in the compartment for a long time when the hearing aid is not in use
15. Do not leave leaking batteries in the hearing aid
16. Do not pull the ear mold out of the ear by grasping the tubing or cord.
17. Do not use the hearing aid when you have ear discharge.

If your hearing aid does get wet, do NOT attempt to dry it by heating it by placing it in the sunlight, micro waving it, etc.



This would only further increase the damage. Turn the hearing aid off, remove the batteries and keep the compartment door open. Dry the hearing aid thoroughly with a soft, dry cloth immediately.

If you have any questions/comments, or need any help, feel free to contact us:

All India Institute of Speech and Hearing,
Manasagangothri,
Mysore- 570 006

Ph. No.: (0821)-2514449, 2515805, 2514618

Fax: 0821-2510515

Email: aiish_dir@yahoo.com

Working hours: 9.00 am to 5.30 pm- Monday to Friday
(Except on Central Govt Holidays)

Caring for your Hearing Aid Do's and Don'ts

ORIGINALITY REPORT

3%

SIMILARITY INDEX

3%

INTERNET SOURCES

2%

PUBLICATIONS

2%

STUDENT PAPERS

PRIMARY SOURCES

1

www.aiishmysore.com

Internet Source

3%

EXCLUDE QUOTES ON

EXCLUDE MATCHES OFF

EXCLUDE
BIBLIOGRAPHY ON