


Login

Your email address

Remember me

[Lost password](#) [Login](#)



Live Chat Software by Kayako

KNOWLEDGEBASE

Faculty and Staff	(479)
Students	(165)
IT Tips	(9)
Classrooms Technology	(8)

Please type your search query here [SEARCH](#)

Knowledgebase

The Moodle Q and A Type Forum (Faculty)

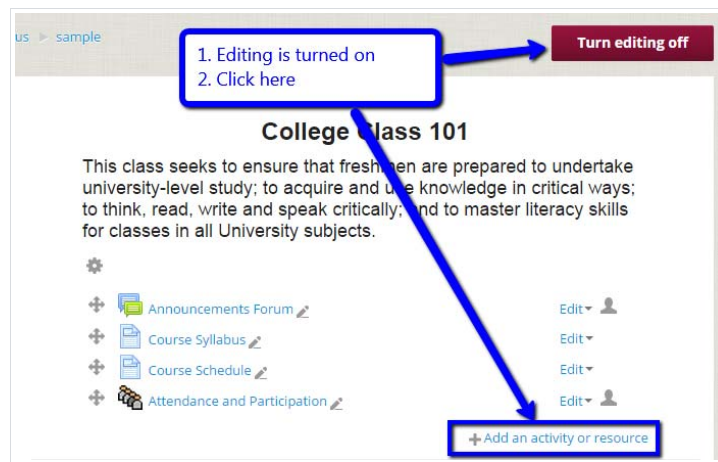


Posted by Bonnie Tensen on 05 February 2015 01:08 PM

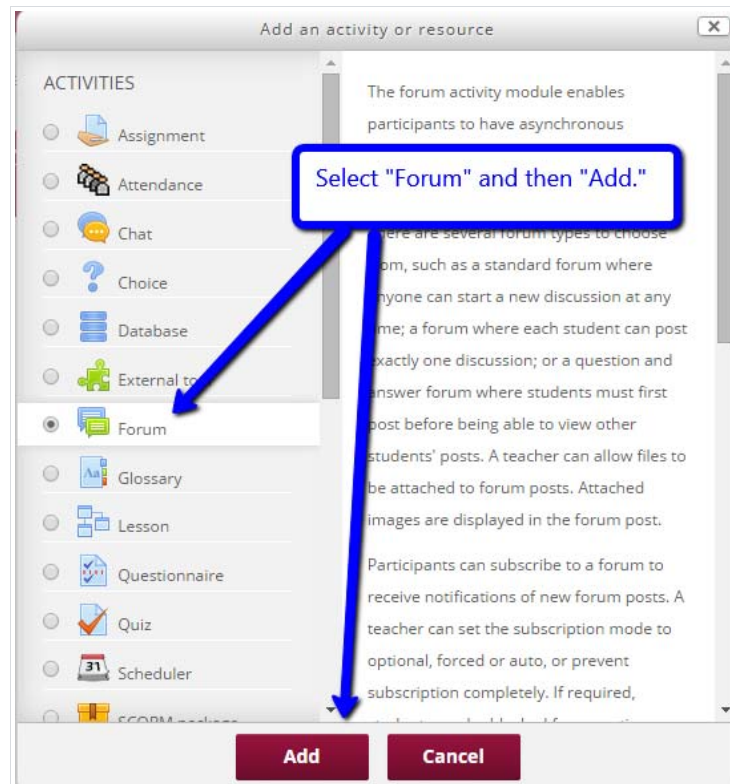
The "Standard forum for general use" is the default choice in Moodle. However, the layout of the standard forum means instructors must open each thread separately, making it difficult to simultaneously assess quantity (number of posts/replies as required) and quality (the merit of the content within the context).

Instructors can run a [Forum Post Report](#) to determine the number of times a student has posted (or replied) to a Forum. However, the report gives no sense of the content/context/quality of the postings. The "Q and A forum" type displays student responses to the assignment prompt AND replies to other students all on one page--thus streamlining the reading and grading process. **[NOTE: this single-page layout is also used in a "Single simple discussion," but instructors cannot create groups (a key element of the successful forum discussion) when using that type.]**

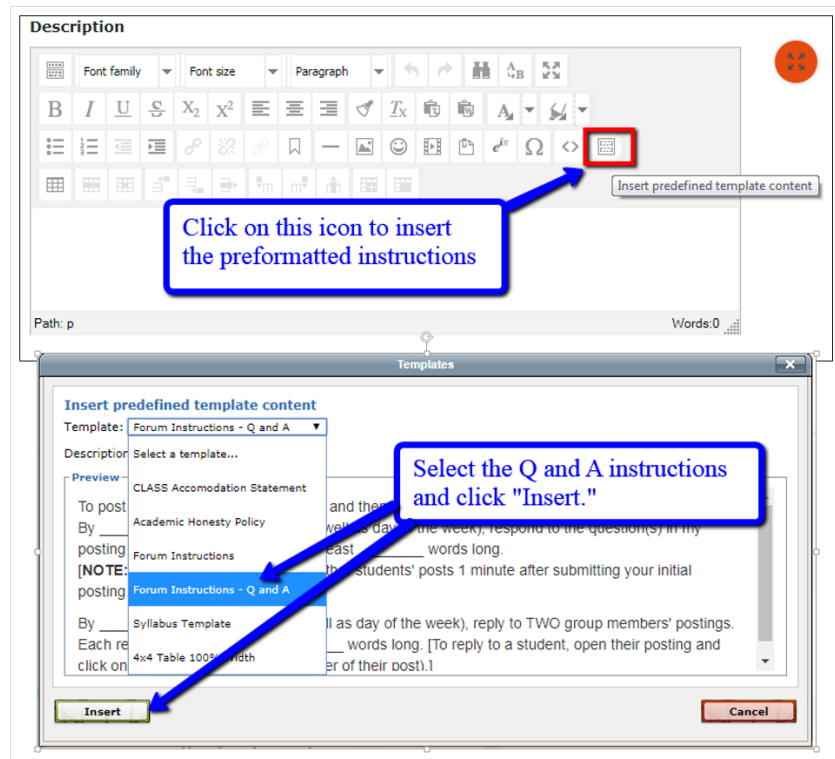
1. In your Moodle course, turn editing on (button in the upper right corner), and in the appropriate topic section, click the "Add and activity or resource link."



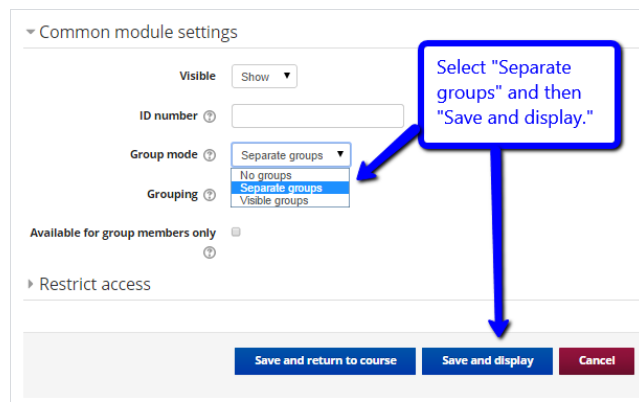
2. Select "Forum" from the list and then "Add."



3. Name the forum and provide instructions for students. Because the Q and A forum has some unique characteristics, you will need to provide students with information beyond due dates, etc. For instance, students will not see an "Add a new discussion" button. In this type of forum, they can only "reply." Also, they cannot see other students' posts until they post their response, and there is a 1-minute delay before other posts will be revealed to them. There is a preformatted set of instructions available by clicking the icon for "predefined template content" on the 3rd row of the content editor. Once you have inserted the template, you can customize the instructions with your own deadlines.



4. It is highly recommended that you use small discussion groups to increase student engagement (large groups can lead to an overwhelming number of posts and inhibit originality). [NOTE: See the article entitled [Creating Groups in Moodle](#) for instructions on building groups.] To employ groups in the forum, under "Common module settings/Group mode" select "Separate Groups. Then click "Save and display."



5. In order for students to participate, the instructor MUST begin the discussion thread by posting an assignment prompt or question. [NOTE that the forum indicates "There are no questions yet in this forum."] Click "Add a new question" and name the post in the "Subject" window. Post your assignment prompt (what you want students to discuss) in the "Message" text box. If you are using groups, click "Advanced" and check the "Post a copy to all groups" box and then "Post to forum."

The screenshot shows the 'Add a new question' form in Moodle. The form has a subject field, a forum prompt field, and a rich text editor for the message. The message content is 'What are the pertinent social justice issues raised in the reading?'. Below the message field, there are buttons for 'Post to forum', 'Cancel', and 'Advanced'. A red box highlights the 'Advanced' button, and a red arrow points to it. To the right of the form, there are additional options: 'Discussion subscription', 'Attachment', 'Pinned', 'Send me email notifications with no ongoing delay', and 'Post a copy to all groups'. A red box highlights the 'Post a copy to all groups' checkbox, and a red arrow points to it. Below these options, there is a 'Group' dropdown menu set to 'All participants', a 'Display period' section, and a 'Tags' section. At the bottom right, there are 'Post to forum' and 'Cancel' buttons.

6. You should see a new thread for each group.

The screenshot shows the 'Forum 1' page. At the top, there is a 'Forum 1' heading and a question prompt: 'Please reply to the question(s) below by 5:00 pm, Sat., 1/12. Your response should be at least 150 words long. [To post your response, open my posting and then click on "reply."] By 5:00 pm, Tues., 1/14, reply to TWO group members' postings. Each reply must be at least 100 words long. [To reply to a student, click on "reply" in the lower right corner of their post.]'. Below the prompt, there is a 'Separate groups' dropdown menu set to 'All participants'. A red box highlights the 'Add a new question' button. Below that, there is a table of discussion threads.

Discussion	Started by	Group	Replies	Unread	Last post
Question for Forum 1	Bonnie Tensen	Group 1	0	0	Bonnie Tensen Fri, Feb 6, 2015, 2:30 PM
Question for Forum 1	Bonnie Tensen	Group 2	0	0	Bonnie Tensen Fri, Feb 6, 2015, 2:30 PM
Question for Forum 1	Bonnie Tensen	Group 3	0	0	Bonnie Tensen Fri, Feb 6, 2015, 2:29 PM
Question for Forum 1	Bonnie Tensen	Group 4	0	0	Bonnie Tensen Fri, Feb 6, 2015, 2:29 PM

7. However, students will see only one post--the one for their group. They will click on the link to open the thread, and then on "reply" (lower right corner) to respond. [NOTE: When students open the Forum there is an explanation that they will not be able to read other students' posts in the forum until they reply.] Once they have posted, students can reply to other students' postings by clicking on "reply" at the bottom of the posting.

Forum 1

Display replies in nested form

This is a question and answer forum. In order to see other responses to these questions, you must first post your answer

Question for Forum 1
by [Bonnie Tensen](#) - Friday, February 6, 2015, 2:30 PM

According to this week's reading, what are the key characteristics of a successful student?

14 words

[Reply](#)

8. To grade, read, and assess student posts, click on the link to your original posting for a group.

Forum 1

Please reply to the question(s) below by 5:00 pm, Sat., 1/12. Your response should be at least 150 words long. [To post your response, open my posting and then click on "reply."] By 5:00 pm, Tues., 1/14, reply to TWO group members' postings. Each reply must be at least 100 words long. [To ...]


Click on link to read Group 1's discussion.

Separate groups:

[Add a new question](#)

Discussion	Started by	Group	Replies	Unread	Last post
Question for Forum 1	Bonnie Tensen	Group 1	0	0	Bonnie Tensen Fri, Feb 6, 2015, 2:30 PM
Question for Forum 1	Bonnie Tensen	Group 2	0	0	Bonnie Tensen Fri, Feb 6, 2015, 2:30 PM
Question for Forum 1	Bonnie Tensen	Group 3	0	0	Bonnie Tensen Fri, Feb 6, 2015, 2:29 PM
Question for Forum 1	Bonnie Tensen	Group 4	0	0	Bonnie Tensen Fri, Feb 6, 2015, 2:29 PM


9. You will see all of the group's posts on one page. Replies to a post will be slightly indented.

**Qualities of a Good Student**
by [tensen admin](#) - Friday, July 21, 2017, 11:53 AM

What do you think is one quality that a good student needs to have to be successful?

17 words


[Permalink](#) | [Edit](#) | [Delete](#) | [Reply](#)

**Re: Qualities of a Good Student**
by [Carl Camel](#) - Friday, July 21, 2017, 12:07 PM

Failure frightens good learners, but they know it's beneficial – It's a part of learning that offers special opportunities that aren't there when success comes quickly and without failure. In the presence of repeated failure and seeming futility, good learners carry on, confident that they'll figure it out. When faced with a motor that resists repair, my live-in mechanic announces he has yet to meet a motor that can't be fixed. Sometimes it ends up looking like a grudge match, man against the machine, with the man undeterred by how many different fixes don't work. He's frustrated but determined to find the one that will, all the while learning from those that don't.

112 words


[Permalink](#) | [Show parent](#) | [Edit](#) | [Split](#) | [Delete](#) | [Reply](#)

**Re: Qualities of a Good Student**
by [Kyra Kangaroo](#) - Friday, July 21, 2017, 1:04 PM

A defining moment for good students often comes at the point of their first failure. Ideally, students get to experience their first failure on a smaller assignment or project rather than a big [test](#). Some students are unsure of themselves and quit attending or give up at the first hint of failure. Persistent, determined, committed students realize a single failure is a hurdle on the path toward a diploma or degree and learning experience. An April 2013 study from the University of Rochester indicated that students who desire independence and have strong ambitions to learn are more likely to persist and succeed in school.

104 words

[Permalink](#) | [Show parent](#) | [Edit](#) | [Split](#) | [Delete](#) | [Reply](#)

**Re: Qualities of a Good Student**
by [Ralph Rhino](#) - Friday, July 21, 2017, 1:19 PM

A good student realizes it isn't his instructor's responsibility to get him to class on time, turn in assignments, study for tests and get help when needed. The textbook indicated that responsibility is

(keywords: moodle, forum, grading)

<http://go.augsburg.edu/qanda>

Last Modified: 2020/08/13

Comments (0)
